

\$6.25



PARSONS ADL

Over 35 years of providing accessories for daily living



2020
2021



www.parsonsadl.com



Parsons ADL Inc has been providing world-class products to the home health care industry for over 35 years.

Our commitment to customer service, manufacturing and designing quality products, has made Parsons ADL Inc a leader in the home health care field.

We are a proud Canadian manufacturer with our plant just outside Tottenham, Ontario which allows Parsons ADL Inc to control inventory levels and provide just in time delivery to our dealers and distributors.

For more information, please visit www.parsonsadl.com



Parsons ADL Inc.
 1986 Sideroad 15, Tottenham, ON
 Canada L0G 1W0
 tel: (905) 936-3580 or (800) 263-1281
 fax: (905) 936-3585 or (888) 225-5535
www.parsonsadl.com



1-800-263-1281
CANADA AND USA

custserv@parsonsadl.com
 Customer Service in English and French



CAOT Product Recognition Program:

The Canadian Association of Occupational Therapists formally recognizes products with a 'Seal of Recognition', an indication of quality that consumers and health professionals can use as a basis for making decisions on products to refer or purchase.



BPA FREE

Bisphenol A is a harmful substance used in the production of certain plastics and epoxy resins. The Government of Canada has declared it a toxic substance. Products marked by this symbol indicate that they are Bisphenol A free.



LATEX

LATEX CONTENT: Addressing any concerns about latex exposure, this will mark those products that contain latex.



NEW!

NEW PRODUCTS: Signifies a product that is either new on the market or new to the Parsons ADL Inc. line.



KIT

PRODUCTS AVAILABLE IN A KIT:

Products marked with this symbol have been grouped with other products in a convenience kit. The kit is priced lower than purchasing the products separately.



MADE IN CANADA: Signifies a product that is proudly manufactured in Canada.



2



AROUND THE HOUSE

- Reachers, Door Entry
- Carts, Stools, Cleaning Aids, Outdoors
- Smoking Aids, Writing, Leisure, Magnifiers
- Medication, SAD Therapy, Seating, Anti Slip
- Sensory Activities, Personal Safety Alarms
- Fall Management, Games & Activities

21



AROUND THE KITCHEN

- Place Mats, Jar Openers, Turners
- Kitchen Helpers, Scissors, Knives
- Cutting Boards, Good Grips
- Cutlery, Plates, Straws, Food Bumpers
- Drinking Cups, Clothing Protectors

41



BEDROOM

- Gowns, Fleece Slippers, Pillows
- Cushions, Bed Tables, Bed Rails
- SuperPole, Dressing Aids, Bed Pads

59



BATHROOM

- Washing Accessories, Grooming Aids
- Mirrors, Stools, Boards, Lifts, Grab Bars
- Commodes, Toilet Aids, Hygiene Chairs

81



TRANSFER AIDS

- EZ Turn, Transfer Boards
- Swivel Seats, Transfer Belts
- Glide Sheets

89



MOBILITY

- Rollators, Walkers & Accessories
- Canes, Crutches & Accessories
- Wheelchair Trays & Accessories

106



FITNESS THERAPY

- Shoulder-Ciser, Exercise Bands
- Pulleys, Hand & Cuff Weights
- Exercise Mats, Therapy
- Hand Exercisers, Body Balls
- Disc-O-Sit, Hot & Cold Packs
- Heating Pads



Around the House



16H044 EUROPEAN STYLE REACHER, 24" (61cm)

16H046 EUROPEAN STYLE REACHER, 30" (76cm)

Lightweight aluminum construction with blue plastic housing, yellow rubberized gripping jaws and a yellow ergonomically designed rubber trigger that is operated with the whole hand requiring less strength than traditional two-finger triggers.

A 16H041
32" (81CM) REACHER

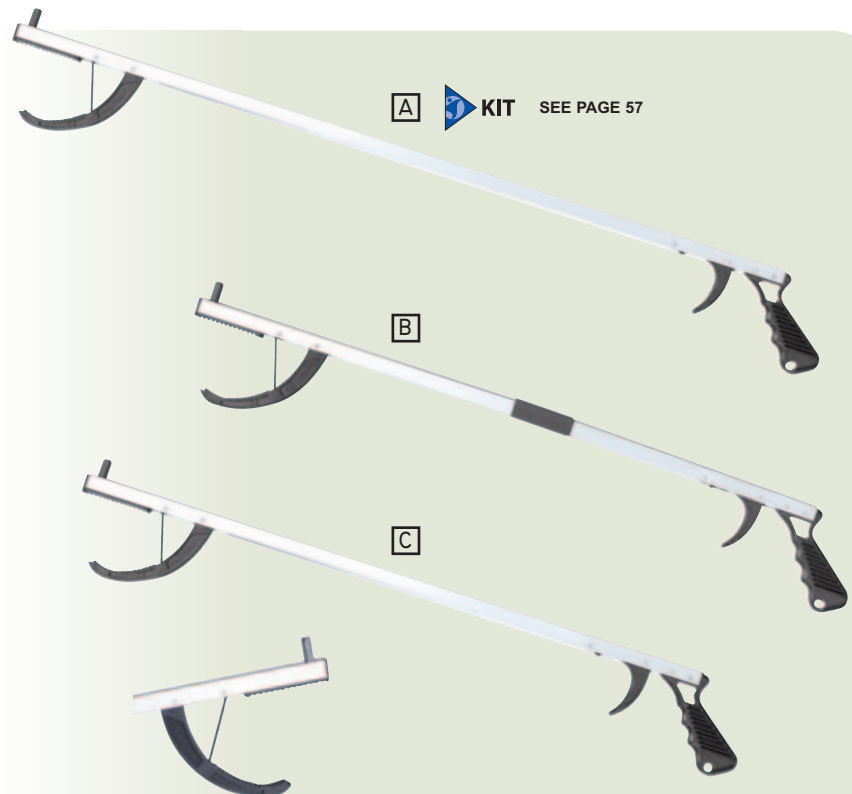
This reacher is similar to 16H040 but 6" (15cm) longer, weighs 210 grams (8oz).

B 16H042
FOLDING REACHER

A slightly shorter reacher but with the added folding feature for compact storage. Folds down to 12½" (32cm) long.

C 16H040
26" (66CM) REACHER

Our most popular model, weighs only 190 grams (6oz). Supplied with magnetic tip for picking up pins, coins, etc.



Lightweight Aluminum · Magnetic Tip · Rustproof · Waterproof





90 Day Warranty

RAINBOW REACHER®, 32" (81CM)

The lightest reacher in the world! Weighs only 5½ oz (156g)! Full handle grip. Flexible rubber cups and wide jaw safely grip items up to about 2 lbs. (0.9kg). Handy hook-and-loop hang tab included to secure the Rainbow Reacher® almost anywhere without tools, hooks, or holes. Available in four colours.

16H050RD RED

16H050YL YELLOW

16H050BL BLUE

16H050PR PURPLE

10A201A PARSONS POPULAR REACHER P.O.P. DISPLAY

Display includes two dozen of your favourite reachers! Six of each:

16H040 26" REACHER

16H047A 30" E-Z REACHER

16H041 32" REACHER

AA8056Y 30" LONG HANDI-REACHER

DISPLAY MAY NOT BE EXACTLY AS SHOWN



E-Z REACHERS

These high quality reachers are able to pick up a variety of objects ranging in size and weight. The full hand trigger allows for more strength to be used than a conventional finger trigger. E-Z Reachers are available in a variety of models with different features for different needs.

A 16H349A 40" (102) E-Z REACHER


B 16H350A 30" (76CM) E-Z REACHER, LOCKING

16H047A 30" (76CM) E-Z REACHER

16H346A 20" (51CM) E-Z REACHER

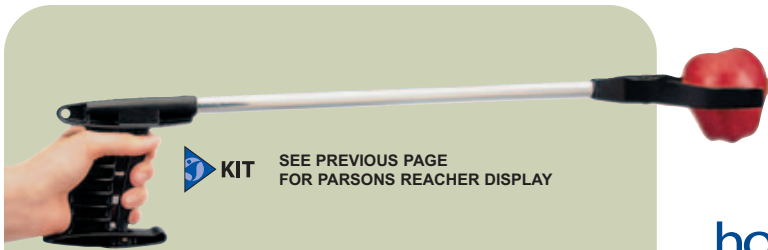
16H048A 30" (76CM) E-Z REACHER, FOLDING

16H357 REPLACEMENT SUCTION CUPS, PAIR
(Includes suction cup and acorn nut)



Life Time Warranty





KIT SEE PREVIOUS PAGE FOR PARSONS REACHER DISPLAY

homecraft

AA8054Y
STANDARD HANDI-REACHER, 24" (61cm)

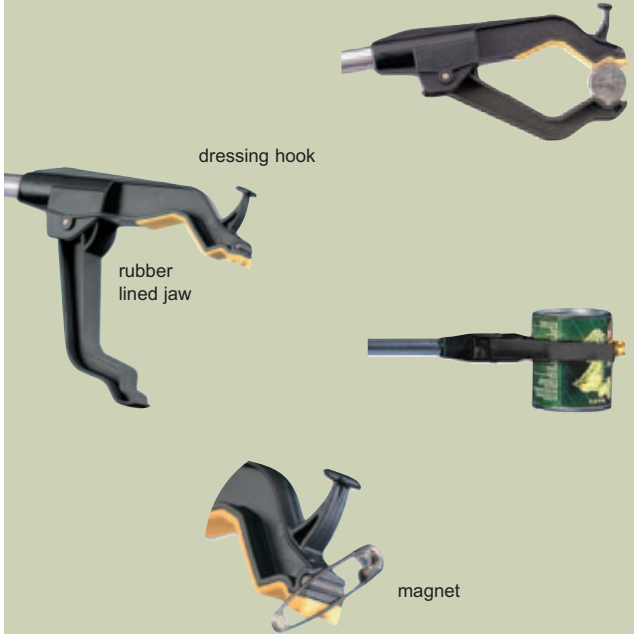
AA8056Y
LONG HANDI-REACHER, 30" (76cm)

AA8058
EXTRA-LONG HANDI-REACHER, 35" (89cm)

Adds inches to arm length, so picking up objects doesn't have to include stretching and bending. Ideal for people with limited hand strength - lightweight reacher features an ergonomically designed trigger that is operated with the whole hand, requiring less strength than traditional 2-finger triggers.

Economical yet durable reacher. Constructed with wire-driven jaws, eliminating a string that can stretch and break. Lightweight frame resists twisting and bending when picking up heavier objects.

Short trigger distance is ideal for people with stiff hands. Slip-resistant jaws can pick up even extremely small items. Includes a magnet for picking up metal objects. Includes a hook that aids with dressing.



dressing hook

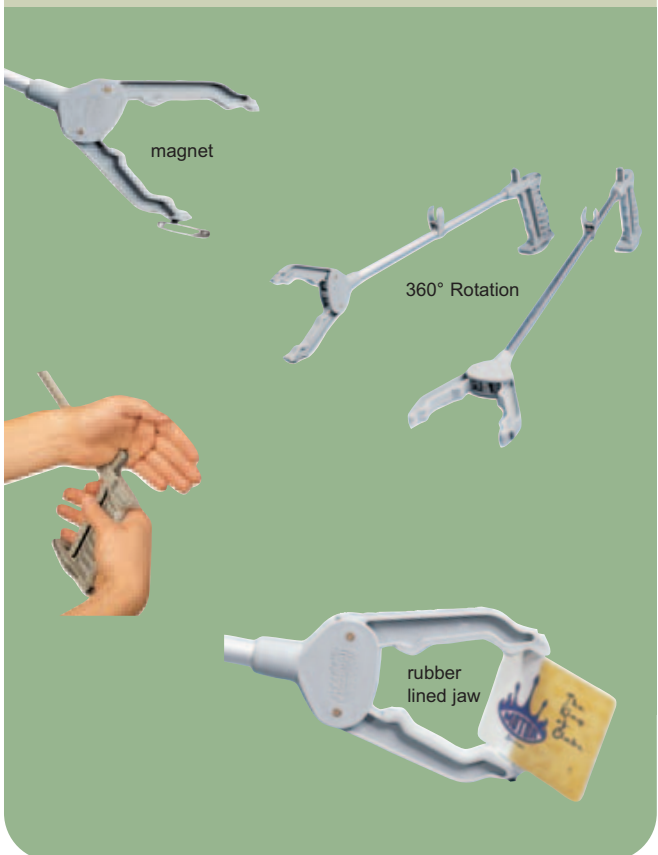
rubber lined jaw

magnet

AA8063Y
PICK-UP REACHER - LONG, 30" (76cm)

- MAGNETIC HEAD
- ROTATABLE HEAD/STICK CLIP
- TRIGGER DESIGN
- TWIN GRIPPING JAWS

Reach into the future with the Homecraft Pick-Up Reacher - THE ULTIMATE REACHER. Lightweight, robust and wear-resistant reacher. The hard wearing rubber liner is bonded on. The Pick-Up is operated by a wire, not a cord, giving a positive response while eliminating fraying or stretching. The trigger projects through the top of the handle allowing operation in a variety of ways, is ideal for stiff, arthritic fingers. Ideal for retrieving or reaching a wide variety of items in the home, garden or out shopping.



magnet

360° Rotation

rubber lined jaw



16H157A EXPANDABLE DOOR HINGE

Add two inches to most doorways allowing access for wheelchairs and walkers. Installs easily. Uses the same screws and holes already in your door frame. Sold individually.

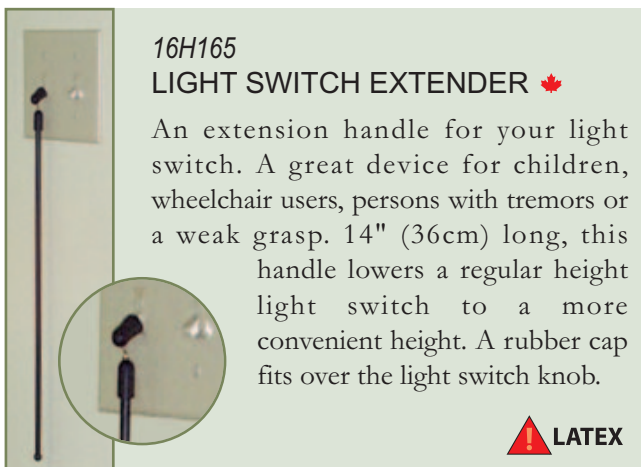



16H148-2 LARGE HANDLE KEY TURNER

People with limited hand dexterity or arthritis can manipulate keys easily. This 5" (13cm) handle allows users to grasp the holder with their full hand and provides added leverage for turning keys. Holds up to 3 keys with a hole 3/16" (4.5mm) in diameter or larger.

16H148 FINGER GRIP KEY TURNER 🍁

This kit provides large plastic finger loops and the necessary screws to assemble handles on two keys. For those with limited manual dexterity or finger strength. 2 pair per pkg. **NOW EXPANDABLE TO 3/8" TO ACCOMMODATE MOST AUTO KEYS!**



16H165 LIGHT SWITCH EXTENDER 🍁

An extension handle for your light switch. A great device for children, wheelchair users, persons with tremors or a weak grasp. 14" (36cm) long, this handle lowers a regular height light switch to a more convenient height. A rubber cap fits over the light switch knob.



16K050 STERILITE STEP STOOL 🍁

The sleek, contemporary styling of this stool will immediately distinguish it from all others. Thick, reinforced legs and underside strengthening ribs provide support for up to 300 lbs. (136.4kg). Textured, non-skid step for safety and durable rubber pads on each leg prevent sliding. Convenient hand-hold for easy lifting and carrying. The stool is 13" x 9" x 10" high (33 x 23 x 25cm). Colours may vary.



16K055A ONE STEP STOOL WITH HANDRAIL

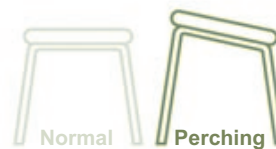
Features a chrome-plated base measuring 12" wide x 16" long x 9" high (30 x 40 x 23cm); the stool is covered in a non-slip matting for confident use. The chrome-plated steel handrail is 33" (82cm) tall to assist with balance. Weighs 6 lbs. (2.7kg). Weight capacity: 350 lbs. (158kg).



Perching Stools

Why use a Perching Stool?

Perching stools have seats that are sloped forward reducing the effort required to sit down and stand up.



SHERWOOD ADJUSTABLE PERCHING STOOLS

AA1522 WITH NO BACK OR ARM RESTS

AA1536 WITH PADDED BACK & ARM RESTS

Tilt forward design, the padded seats on these stools are 4cm lower in front than back to reduce the effort it takes to sit down and stand again. They can be used in the shower or any room while sitting and resting. Coated steel legs are spaced widely for stability and have large rubber feet that resist slipping and do not mark the floors. Shipped fully assembled. Supports 330 lbs. (152kg). Height adjusts easily without tools from 20" to 26" (51 to 66cm). Base foot print is 17" wide x 16½" deep (43 x 42cm). Seat Area is 15" (38cm) deep. Back and armrest pads: 8¾" x 2¼" (22 x 6cm) L x W. Seat Pad: 13" x 11" (33 x 28cm) W x D. Between arm rests 16½" (42cm).



20H025 PERCHING STOOL, BASIC

This perching stool features a powder coated steel frame, padded seat, and slip resistant rubber feet. Height is adjustable. The tilting position of the stool makes it easier on the user's hips when standing up. The angled seat comfortably supports the user's weight during tasks such as food preparation, ironing or hobbies. Dimensions similar to above. Shipped knocked down, requires assembly. Weight capacity: 250 lbs. (114kg).

20H026 PERCHING STOOL, DELUXE


Similar to 20H025 with the added features of a padded backrest, size 6" x 12" (15 x 30cm) and chrome plated arm rests. 20" (51cm) between arm rests. Assembly required.



Write, Type, Read

A 16H145A ARTHRITIC'S PEN

A soft lightweight foam ball 2¾" (7cm) dia. with a stick pen in it. Gives a comfortable grip for people with arthritis when writing.



B 16H139 COMFORT PEN

The pen is designed for those with diminished strength and/or mobility in hands or arms. Its shape and size allow a bent thumb grip and prevent pressure points developing in the fold of the thumb and over straining of the forefinger. Filling it with weights such as lead pellets or sand can vary the weight of the pen. Refills readily available at stationary stores.



C 16H142 TYPING AID

Our hand clip attached to a soft rubber key depressor. Useful for keyboards, calculators, telephones, etc. Clip may be re-bent to suit hand.



D 16H146 PAGE TURNER

Our hand clip with a long curved light aluminum bar tipped with a rubber end to easily flip pages, even heavy paper.



E 16H151 BOOK STAND

Stands on a table, wheelchair or bed tray. Made of white ABS plastic. 10½" x 16" (27 x 41cm) with 1½" (4cm) lip. Folding leg for storage. Also makes a great desk top artist easel. 55° angle.



F 16H155 BEAN BAG LAP DESK

12" x 16" (30 x 41cm) light grey plastic top with a cloth bag filled with styrofoam pellets. Useful for many applications such as writing, eating, hobby jobs, food preparation while seated, etc. The bean bag provides a form fitting and comfortable support for the surface on your lap. Removable bean bag for easier cleaning.



G 16H140 ARTHRITIC'S PHONE HOLDER

An epoxy coated metal hand clip which fastens to a phone or drinking glass with a hook & loop strap. It can be re-bent to suit hand size. Also very useful for putting a handle on a salt shaker, a glass, bottles, etc. The hook & loop is left extra long for adaptations.

See other Parsons Bean Bag trays on page 21



Cleaning Aids

A 16B117
LONG HANDLE TOILET BRUSH WITH CUP 🍁

Reduce bending and kneeling when cleaning the toilet. Long acrylic handle adds greater stiffness and is easier to clean. The 3" (7cm) diameter bristle head easily fits into every curve of the toilet bowl. Overall length 26" (66cm).

B 16B119
HANDY SCRUB

Longer than most handles on the market. Reduces bending and straining while cleaning bathtubs, whirlpools, tiles, etc. Nylon net head works with cleanser to clean around contours and into corners. Net head will not scratch acrylic, fiberglass or plastic surfaces. Easy drying, no washing required, just rinse and shake dry. 48" (122cm) shaft allows easy reaching to high or low areas. Lightweight, only 300 grams.

16B118
TELESCOPIC HANDY SCRUB

Similar to above but with a telescopic handle adjusting from 34" to 60" (86cm to 152cm).

16B118-HEAD
REPLACEMENT HEAD

C 16B125
EXTRA LONG HANDLE SPONGE 🍁



Take the stretch and bend out of household cleaning with this extra long handled sponge. The sponge is mounted on a stiff yet lightweight white aluminum shaft. 30" (76cm) long.

D 16K048
TELESCOPIC DUSTER

A lightweight (12oz/340g) telescopic duster with fine, hair like, electrostatic dust collecting head. Extends from 33" to 46" (84cm to 117cm). The extension part of the shaft is flexible to allow easy dusting under beds or over ceiling fans, window sills, etc.

E 16K045A
DUST PAN AND BROOM SET

This dust pan and broom set is 39" (99cm) tall when in use. The long painted metal handles clip together for storage. The pan has a flexible rubber leading edge to pick up the finest dust. The pan also pivots upwards when lifted off the floor to close up and prevent spillage. The bristles of the broom fit in a pocket in the closed dust pan to prevent them from being bent when stored away. A very good quality set. Weighs 2 lbs. (0.9kg). Blue only.



16H166A EXTENDABLE MICROFIBER DUSTER

A colourful high reach cleaning duster especially designed to help you clean efficiently, safely and affordably. The strong pole is easy to lift and manoeuvre in order to access corners and ceilings without having to climb on a step stool and risk falling. The telescoping handle extends from 10 to 29 inches (25.4 to 73.7cm) in length. Comes in a variety of colours.



CE

Smoking Aids

16C036-1 BEDSIDE ASHTRAY, WITH REMOTE TUBE 🍁

This bedside ashtray is similar to 16C036 except with a weighted anti slip base for use on a bedside table or beside your favourite TV chair. Tube length: 36" (91cm).



16C037 REPLACEMENT TUBES 🍁

Inside dia. of tubes is 3/16" (0.5cm), outside dia. is 5/16" (0.8cm). Fits items 16C036 and 16C036-1.



16C036 CLIP-ON REMOTE SMOKER ASHTRAY 🍁



The ultimate in wheelchair smoking safety. The cigarette is always held over the ashtray and the smoker uses the tube with mouth piece to smoke. Even if the smoker falls asleep the cigarette is always in the ashtray. Tube length 36" (91cm).



CE

16L201A SMOKER'S BIB, FIRE-RETARDANT 🍁

This smoker's bib is made of a soft cloth that is fire-retardant. The cloth is inherently flame resistant ensuring a high level of protection against fire risks. It does not melt or form molten droplets. It is colour fast and machine washable. Size 24" x 36" (61 x 91cm). Nomex material blended with 25% viscose; especially made for its high fire resistance. Finished with white trim. Attaches with tie strings. **Please note: colour of fabric may vary.**



Leisure

A 16L403A

LOW VISION PLAYING CARDS

Extra large 1¼" (3.2cm) numbers and letters for players with poor vision. Great for all card games. Linen finish for strong, water-resistant cards that are easy to grip. Standard 52-card deck with two wild cards. For use in both hand-held and playing table environments.



A

B 16L013-1

CARD PLAYER

Smooth action liner gently grips cards and requires little effort from the user. Can be hand-held or free standing, cards will even stay in when turned upside down. Circumference of slot for cards is 11¾" (29.8cm) long. Package of 2. Cards not included.



B SET OF 2

C 16L014

CARD HOLDER, WOODEN 🍁

Varnished hardwood rack 10" (25cm) long, holds 2 rows of cards, no slip rubber feet. Nice to look at and use. Cards not included.



C

D 16L012A

CARD HOLDER, CLEAR PLASTIC

Slotted clear plastic holder keeps cards at an angle to improve visibility and provide hands free viewing. Also holds recipes or memos. 10" (25cm) long. Cards not included.



D

E 16M050

SOLARSHIELD SUNGLASSES, WITH CASE

For both men and women, these sunglasses fit over regular eyeglasses and block 100% of UVA and UVB sun rays. They provide 40% more protection than regular sunglasses with extra wide side bars and top bar. Designed for the protection of seniors who often need additional sun protection because of: sensitivity to sunlight, dry eyes, allergies that create eye irritation and post-cataract surgery. Case included.



Magnifiers

16G027A HAND HELD TWEEZERS WITH 5X MAGNIFIER

Stainless steel tweezers with sure grip tips combined with a **5X** power magnifier. Great for crafts, hobbies, cosmetics. Measures 3½" (8.9cm) long. Magnifier is 1" (2.5cm) in diameter.



16H030 FULL PAGE MAGNIFIER

A large pliable sheet magnifier. Enlarge a whole page of print at once! Ideal for anyone with minor vision problems. Lens size is 6½" x 9" (16.5 x 23cm). **2x** magnification.



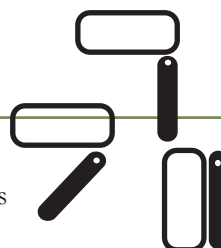
16H031 ROUND READING GLASS

3" (7.6cm) round reading glass with plastic handle. **2x** magnification, **4x** bifocal area.



16H028 WALLET SIZE MAGNIFIER

Made of a flexible plastic, this magnifier is the size of a credit card and fits in your wallet so you will always have a magnifier when you need one. **2x** magnification.



16H032 RECTANGULAR READING GLASS

A 2" x 4" (5 x 10cm) **2x** magnifier and a **4x** bifocal area. This magnifier has a *folding* handle, and comes with a travel case.



16H039 MAGNIFIER ON A STAND

This large 8½" x 6¾" (22 x 17cm) **2x** magnifier has a weighted stand base and a clamping device to attach to a table or desk for hands free use. The arm extends to 20½" (52cm) allowing the magnifier to be positioned at different heights and angles. Weighs 3.5 lbs. (1.6kg).



16H036A-2 HOBBY MAGNIFIER

This **2x** magnifier has two viewing areas. The large **2x** general use area measures 4¼" (11cm) diameter. The bifocal area is 1" (2.5cm) diameter with **4x** magnification. The support cord has a plastic adjuster to allow the user to position the magnifier for the use intended. Ideal for doing cross stitch with the large viewing area, and threading the needle with the smaller increased magnification area.



Medication Aids

16M002A EYE DROP GUIDE



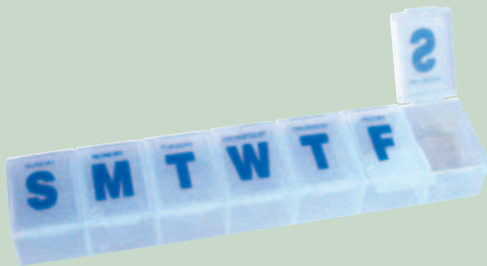
Holds the eye open and directs the drops, allowing for accurate eyedrop installation! Clips into place over most eye drop bottles and positions the bottle at the correct angle over the eye. Special cup prevents blinking by keeping the lower eyelid open. Unique pinhole directs eyesight upward and away from the descending drops.

16M012 7 DAY AM/PM PILL REMINDER, 2X DAY



Similar to 16M003 but is a 7-day, twice-a-day pill reminder (AM and PM only).

16M008 PILL BOX, JUMBO



This 7 day pill box is perfect for those who need large capacity. Each compartment holds 65 ASA size pills. Braille on lids. L x W x H: 9" x 1³/₄" x 1" (23 x 4.4 x 2.5cm).

16M016A DELUXE PILL CUT AND CRUSH



This handy device is four tools in one: a serrated crushing surface to effortlessly crush pills, a stainless steel blade to provide a clean pill cut, four compartments for pill storage and a small drinking cup. Overall height is 3¹/₄" (8cm).

16M009A WEEKLY PILL WALLET



A handy wallet with enough room for a full week of medication with labelled compartments. The compartments can be removed and placed in a purse or backpack making it convenient for daily outings or travel. Designed to be an attractive and discreet way to organize and carry pills and capsules. Wallet measures 7¹/₂" x 5" (19 x 12.7cm) and 1¹/₂" (3.8cm) thick. Each compartment measures 0.875" x 0.875" x 0.75" (2.2 x 2.2 x 1.9cm) deep. Blue case with black trim.



16H105A

UNISEX ONE BUTTON TALKING WATCH

Unisex One Button Talking Watch with time announcement in a clear, male voice. Chrome case with a white dial and black numbers. Chrome expansion band. Easy to set and use. Batteries included. Dial size: 1³/₈" (3.5cm). **90 Day Limited Warranty**

16M010

CADEX MEDICATION REMINDER WATCH

Having difficulty remembering to take multiple medications at different times? Let the Cadex watch alert you to 12 medication reminders or medical memos per day. Its features are easy to set and use. Time and date display in large type. Medical alert Databank stores critical health information: your name, phone number, medical conditions (diabetic, pacemaker, etc.), allergies, list of medications, doctor's name & phone, blood type, date of birth, health insurance number, private health insurance company, and more. Not only useful for the patient but also for caregivers and others responsible for medication compliance.

PARSONS EPINEPHRINE PEN POUCH & BELT

These pouches are water resistant and can safely hold your EpiPens in order to protect them against water, dust, dirt and sand. Features a zipper closure and an adjustable strap which can be worn around the waist or across the shoulders. Made of polyester, cotton & vinyl blend for durability. The 1" (2.5cm) webbing strap has a plastic side-release buckle and extends to a total length of 47 inches (119 cm). Black only.

A 16M061-1 SINGLE

Measures 8" x 2¹/₂" (20 x 6cm). Holds one pen.

B 16M061 DOUBLE

Measures 8" x 3¹/₂" (20 x 9cm). Holds two pens.

16M045A

EASY SWALLOW CUP

This Easy Swallow Cup is designed for your natural swallowing reflex to help you swallow medications or vitamins stress free. Simply pour liquid into cup, place medication into spout and drink naturally. Dishwasher safe, (top rack only). Height is 4" (10cm).




Personal Safety Alarms & Fall Management



16M108A* SEAT BELT ALARM

Easy to use belt alerts staff the moment the buckle is undone. Convenient on/off switch, low battery light, and flashing light to help locate the patient. The belt has grommets to secure bolts for attaching to the chair. Mounting bracket included for the alarm. Uses one 9V battery (included). Six month warranty excluding battery.



16M108-1* PADDED SEAT BELT WITH ALARM

Similar to above. Additional foam pads in these belts provide extra comfort and protection.



16M109A* EARLY WARNING SEAT BELT ALARM

This belt system provides staff with an extra margin of safety for those more active wheelchair patients. The alarm sounds when the hook and loop is released to the blue area on the belt. At that point there is still approximately 12" (30cm) of hook and loop remaining for safety and to allow staff additional time to attend to the patient.



16M109-1* PADDED EARLY WARNING SEAT BELT WITH ALARM

Similar to above. Additional foam pads provide extra comfort and protection for the wearer.

*** PLEASE NOTE: SIX MONTH WARRANTY**



**16M101A
MAGNETIC PULL-CORD ALARM***

The magnetic pull switch of this versatile patient monitor releases from any direction. The unit includes a mounting holster that may be secured to a headboard or use its hook & loop fastener for wheelchair mounting. Cord adjusts from 28" to 58" (71 to 147cm). Two alarm levels (85dB and 95dB), on/off switch, battery check button, 2 AAA batteries included.



**16M101-1
MAGNETIC PULL CORD SWITCH**

Replacement magnetic pull cord for 16M101A Magnetic Alarm.



**16M130A*
WANDER ALARM**

This motion-activated, infrared alarm requires no tools or wires and installs in seconds. Its many uses include: outside use to detect unwanted intruders, or inside use to monitor the wanderings of loved ones. The monitor can be placed up to 400 feet (122m) from the detection unit. Uses one 9V and 3 AA batteries (not included). Alarm can be set on low (94dB) or high (106dB).

**16M116A*
WIRELESS WANDER ALARM**

Monitors the movement of Alzheimer's or dementia patients. The system has two components: a motion detector which plugs directly into an outlet or uses a 9V battery (sold separately), and a wireless remote alarm which uses 3 AA batteries (sold separately). Set the alarm down or carry it with you. When someone wanders within 15 feet of the detector, the alarm sounds alerting the caregiver of an unwanted wanderer or trespasser. The detector doesn't sound eliminating the risk of the patient becoming agitated. The alarm works from 1" to 120 feet away from the detector.



*** PLEASE NOTE: SIX MONTH WARRANTY**





SWIVELS FOR PRECISE ALIGNMENT

16M102A* CORDLESS PIR ALARM

An alternative to sensor pads, this PIR (Passive Infrared) alarm system provides simple, safe and dependable motion detection to help manage patient care and fall prevention. It has a thin, curtain-like motion detector beam, which only monitors a narrow area beside the bed. When the beam is interrupted, the sensor detects motion and triggers the alarm. Cordless system eliminates potential tripping hazard or accidental wire pulls. Maximum detection distance of 24' (7.3m). Alarm loudness of 80dB. 9 volt battery included.



16M102A-2 PIR CLIP MOUNT

Optional accessory to mount the Cordless PIR alarm on surfaces up to 2" (5cm) thick.

TR² TAMPER RESISTANT SENSOR PAD ALARMS

Effectively monitors unwanted patient exits from bed or chair. As soon as any weight is applied to the sensor pad, the alarm unit "beeps" to indicate activation. When the alarm is triggered, the unit sounds and a flashing red light helps you locate the patient. An automatic reset button (instead of an on/off switch) puts the system in a temporary "hold" status. This allows the caregiver to assist the patient without disengaging the system and



A

eliminates the risk of inadvertently leaving the system off. It also helps prevent the patient from attempting to disengage the system. To stop the alarm, simply press the two red buttons located on either side of the alarm housing. Once the system senses weight again, the alarm is reactivated. The alarm unit has two volume settings (85dB and 100dB) and a low battery indicator. The large sensor pads stay securely under the patient, while allowing them to shift positions and not worry about setting off the alarm. Pads can be placed near the back of the chair or under the patient's shoulder area for more sensitivity to and early warning of patient wandering. No maximum weight limit. The sensor pads are designed for the demands of long term use.

A 16M120A ALARM UNIT

Includes universal mounting clip and four AA batteries. For use with either chair or bed sensor (see below).

B 16M104A CHAIR SENSOR PAD

10" x 15" (25 x 38cm). Cord length: approx. 32" (81cm). Minimum weight limit: 80 lbs. (31kg).


C 16M105A 6 MONTH THIN BED SENSOR PAD

11" x 30" (28 x 76cm). Cord length: approx. 68" (173cm). Minimum weight limit: 100 lbs. (45kg).

D 16M107A BED SENSOR PAD ALARM SYSTEM

Includes 16M120A (alarm unit, universal mounting clip, four AA batteries) and 16M105A bed sensor pad.

All components come with a six month guarantee.



COMPONENTS AVAILABLE SEPARATELY.
COMPLETE BED SYSTEM AVAILABLE AS ITEM 16M107A.
CREATE A COMPLETE CHAIR SYSTEM BY ORDERING ITEMS 16M120A AND 16M104A.





PENDANT SHOWN IN BASE STATION FOR STORAGE ONLY

16M112A GUARDIAN ALERT 911™ PERSONAL EMERGENCY RESPONSE SYSTEM

The Guardian Alert 911™ requires no monthly subscription or service fees. It works just like a cordless phone on any standard phone line with 911 service and tone dialing. Talk directly through your Pendant to a 911 Emergency Operator at the push of a button. Complete coverage in and around your home (range: 600 ft. (183m) line of sight). Installs in minutes: no tools required. No charging necessary: replaceable AAA alkaline battery (included). Operating frequency: 900 MHz. Not compatible with digital phone service.



16M113A GUARDIAN ALERT 911™ BATTERY BACKUP

Battery back-up (not shown) is an optional accessory which provides up to 24 hours of standby power to the Guardian Alert 911™ base station during a power outage.



16M114A FREEDOM ALERT

FreedomAlert has similar features to the 16M112A except that it allows you to call family and friends, as well as 911. It is the world's first programmable two-way voice pendant communicator with no monthly fees. Includes base unit, pendant, belt clip, wrist strap, lanyard, AC adapter, phone cord and four rechargeable AA batteries.

16M114-1 FREEDOM ALERT PENDANT ONLY

16M114-2 FREEDOM ALERT EMERGENCY WALL COMMUNICATOR

16M114-3 FREEDOM ALERT BASE STATION

16M114-5 FREEDOM ALERT PENDANT BATTERIES (pack of 2)

16M114-6 FREEDOM ALERT BASE BATTERIES (pack of 4)

16M114-4

FREEDOM ALERT TALKING DISPLAY

Comes with 50 brochures and a pendant mounted on the display that tells customers who press it all about the product.



16M115A BODYGUARD PERSONAL ALARM

This personal alarm features a piercing sonic alarm (up to 130dB) and a dual-LED bright white flashlight. Can be worn around the neck or clipped onto a purse or a belt. Replaceable batteries included.



Seating Solutions

Premium Electric Lift Seat Assist

UPLIFT
PREMIUM POWER LIFTING SEAT

Poly-foam
Poly-cover

16H014A UPLIFT PREMIUM POWER LIFTING SEAT

Provides 100% electric lift for those who struggle to get up from a seated position. Works on most armchairs or sofas and with patented Levelift Technology, users enjoy a safe, gentle lift with no forward dumping. The three layer cushion with memory foam core maximizes comfort while helping prevent pressure sores. Truly portable with two ergonomic carry handles and lightweight construction. Black waterproof cover.



UpLift Electric Power Lifting Seat will lift 100% of a user's weight up to 300 LBS. (136kg)

Deluxe Seat Assist

UPLIFT
Seat Assist

Self-powered
Memory-foam
Waterproof cover

The hydro-pneumatic lifting mechanism of the Seat Assist engages as soon as the sit-to-stand motion is initiated by the user. Non-slip material on the base prevents shifting on seating surfaces. Built-in carry handle. Because it uses no electricity, the Seat Assist is perfect for restaurants, theatres, church or even a park bench. The flexible seat curves to a flat surface that lifts you up on a level plane, without dumping you forward. Washable, waterproof BLACK cover with comfortable memory foam cushion.

No switches No special installation
No electric wires
No latches



16H018A UPLIFT SEAT ASSIST

Weight range: **80-230 LBS. (37-104kg)****

16H019A UPLIFT SEAT ASSIST

Weight range: **195-350 LBS. (88-159kg)****

****UpLift Seat Assist will lift up to 70% of a user's weight.**

SEAT ASSISTS ARE NOT INTENDED FOR USE WITH WHEELCHAIRS



Safety & Therapy Aids

15E083A PARSONS SOFT LANDING MAT

Greatly reduce the danger of injury if a patient falls out of bed. This 2" (5cm) thick pad will soften the fall. The mat folds in the middle for easy storage and has carry handles. The front edge is tapered to allow a wheelchair to ride onto the mat and to reduce the danger of people tripping on it. Durable vinyl cover for easy cleaning. Anti slip base. Hook and loop fasteners are provided for attaching to the bed legs. Measures 30" x 72" x 2" (76 x 183 x 5cm). Weighs 7.8 lbs. (3.5kg). Colour may vary.



FURNITURE RISERS

16H182A 3" to 6" (7.6 to 15.2cm) height range - Height of block 7" (17.8cm)

16H182-2 2" to 3" (5 to 7.6cm) height range - Height of block 4½" (11.4cm)

Sturdy blocks made of multi laminated plywood. Ideal to safely elevate a bed or chair height for anyone who has trouble getting up and down from a low seated position. Size: 5" (13cm) square outside, 4" (10cm) inside. Amount of elevation is adjustable within ranges indicated above. Sold individually. Weight capacity: 500 lbs. (227kg) per block.



HIGH SEAT CUSHION

This versatile cushion is vinyl covered with a wood base. Used to elevate the seating level of a normal chair to take the stress off legs and knees when customary furniture heights are too low. Comes complete with an over the shoulder carry strap to allow easier carrying to events outside the house. Vinyl covered.

Available in black, burgundy, blue.
Size: 16" x 16" x 4" (41 x 41 x 10cm).

16H020BK BLACK

16H020BL BLUE

16H020BU BURGUNDY



Safety & Therapy Aids

COMFIHIPS

Designed to be the most comfortable hip protector product on the market today. ComfiHips are especially recommended for people who are prone to night time falls or have balance issues. They can be worn day or night in comfort. Each set contains two undergarments and two pads.



FOR MEN

16M140S	Small 28-30" (71-76cm)
16M140M	Medium 32-34" (81-86cm)
16M140L	Large 36-38" (91-96cm)
16M140XL	X-Large 40-42" (101-107cm)
16M140XXL	XX-Large 44-46" (112-116cm)

FOR WOMEN

16M142S	Small 22-26" (56-66cm)
16M142M	Medium 26-30" (66-76cm)
16M142L	Large 30-34" (76-86cm)
16M142XL	X-Large 34-38" (86-96cm)
16M142XXL	XX-Large 38-44" (96-112cm)



16M055A DAY LIGHT THERAPY LAMP

A versatile bright light therapy system to help ease the effects of the "winter blues" or SAD. Day-Light™ emits 10,000 lux of light intensity - the dosage recommended by light experts. Lightweight and versatile: can be used with or without legs, or wall mounted. Enclosure size: 12½" x 16" x 3" (32 x 41 x 8cm) 99.3% UV Filter, no flicker. Five year limited warranty. UL & C-UL listed.

16M055-1 REPLACEMENT BULBS

Package of three.

16H158 SAFETY TREAD

Reduce the risk of slips, trips and falls with the use of safety tape. Provides safer footing, an excellent solution for slippery steps, stairs, wheelchair foot rests, poolside or in the bathroom. Self adhesive. Size 2" x 60" (5 x 152cm). 1 strip/pkg.



16L004A OUTDOOR GRAB BAR - 18" (46CM)

Safety grab bar ideal for all outdoor areas – provides additional safety entering and leaving the house especially for those who may be unsteady and would benefit from a little extra help. New attractive soft grip bar is comfortable and easy to hold. Ribbed surface provides additional support. Concealed screws remove any sharp edges. Can be positioned horizontally or vertically. Product has UV stabilizers and has been tested for temperature ranges from -40° to +40°. Maximum user weight 350 lbs. (160kg). Overall length 19½" (50cm).

Bedroom safety bars and bed rails on page 51





around the kitchen



16H179

PARSONS BEAN BAG DINNER TRAY

This tray combines all the comfort of our bean bag lap tray and lap desk. Now with a low vision red plastic tray attached. In case of spills, the tray simply unhooks (hook & loop) from the bean bag for easy clean up. Red tray measures: 16" x 12" (40.6 x 30.5cm). Bean bag comes in various colours/patterns.



16H170

PARSONS BEAN BAG LAP TRAY

Similar to 16H155 Parsons Bean Bag Lap Desk (see page 7) but with a 1/4" (6mm) matching moulding surrounding the easy to clean plastic surface. This moulding stops items such as cups, plates, etc. from accidentally slipping off the surface. The removable bean bag provides a form fitting and comfortable support on your lap. 12" x 16" (30 x 41cm). Weighs 1.65 lbs. (0.75kg).



DYCEM NON-SLIP ROLLS, BLUE


These blue non-slip DYCEM rolls have many uses. Prevents slipping of plates, glasses, utensils, telephone, business machines, therapy equipment, etc. 1/16" (1mm) thick with smooth surfaces on both sides for easy cleaning. Washing with warm soapy water and drying thoroughly will maintain the non-slip properties.

16T606A
8" x 6.5 FEET
(20cm x 2m)

16T607A
8" x 10 YARDS
(20cm x 9.1m)

16T608A
16" x 6.5 FEET
(41cm x 2m)

16T609A
16" x 10 YARDS
(41cm x 9.1m)



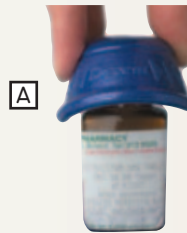
DYCEM NON-SLIP OPENERS, BLUE

Handy and versatile openers for anyone with poor gripping ability.

A 16K026A
DYCEM BOTTLE OPENER
Opens bottle caps from 1" to 2" (2.5 to 5cm) in diameter.

B 16K027A
DYCEM JAR OPENER
Opens jars from 1" to 4" (2.5 to 10cm) in diameter.

C 16T600A
DYCEM NON-SLIP ROUND PLACE MAT, BLUE
These non-slip Dycem place mats have many uses. They make a great anti-slip coaster. 5½" (14cm) diameter.




16K221A
ANTI-SLIP MAT, 12" x 36"

These anti-slip mats are made of a non-slip mesh fabric. An inexpensive way to keep plates, glasses or mugs from slipping. Great for tableware place settings or shelves and drawers. Available in various colours. Measures 12" x 36" (30 x 90cm) and can be cut to the desired length.

- A** 16T610A
DYCEM SELF ADHESIVE STRIP,
3 BLUE STRIPS / pkg

Blue 1 1/8" x 16" (3 x 41cm) self adhesive strips to prevent hands from slipping on walker handles, cutlery, plus much more.



- B** 16T603A
NON-SLIP DYCEM PLACE MAT, BLUE
10" x 14" (25 x 36cm)

These blue non-slip Dycem place mats eliminate the problem of having a dinner plate slide around the table. Especially useful for one handed dining or for those with poor coordination. Many uses prevents slipping of plates, glasses, utensils, telephone, business machines, therapy equipment, etc. 1/8" (3mm) thick with smooth surfaces on both sides for easy cleaning. Washing with warm soapy water and drying thoroughly will maintain the non-slip properties.



GOOD GRIPS

A universal design makes "Good Grips" easy for everyone to use. Good Grips are everything that an everyday tool should be. They're comfortable, they're usable and functional. Soft rubber grips, that won't slip, even when wet. Made of stainless steel and Santoprene®, and they are dishwasher safe. Within this line of products are some very handy items for everyday kitchen use and independence. The Lock-On Can opener is great for those with weak grip strength - it doesn't require constant grip of the handle, like standard can openers, in order to open the can. The Jar Opener is a useful tool for those hard to open jar lids.

- C** 16K203A GOOD GRIPS LOCK-ON CAN OPENER
D 16K205A GOOD GRIPS HAND HELD JAR OPENER
E 16K202A GOOD GRIPS "Y" PEELER
F 16K201A GOOD GRIPS SWIVEL PEELER



Kitchen Helpers

16K001 UCCELLO ELECTRIC KETTLE TIPPER

The Uccello Kettle is a safe and elegant assistive technology for handling boiling water safely and with little effort. Its non-weight-bearing 'tilt and pour' action directs hot water to the fixed position of the cup, without removing the kettle from its cradle. The kettle arcs on a rotating axis, mounted in a cradle and base, to deliver hot water safely and easily. It is perfect for anyone with limited or reduced strength and dexterity in their wrists or arms. The cordless kettle can also be removed from its cradle.



 **NEW!**

 **BPA FREE**



16K041A JAR OPENER SET, THREE SIZES


Fits all jar sizes. Stop struggling to open jars. Each jar opener features an easy grip handle as well as an anti-slip lining for sure grip on any lid. Works easily with minimum effort. Just grip and twist to open lids and caps. Set includes three sizes to fit lids or caps measuring: Large from 2³/₄" to 3¹/₄" (7 to 8.3cm), Medium from 2 to 2.5 inch (5 to 6.4cm) and Small from 1¹/₄" to 1¹/₂" (3.2 to 4cm). Dishwasher safe. For a better grip, also use 16T600A (see page 22) under the jar.

AA5080 SPILL-NOT JAR & BOTTLE HOLDER

Leaves both hands free to open items. Three recessed circular areas are lined with slip-resistant material that holds jar or bottle. Suitable for items with diameters of 1³/₄" to 4¹/₄" (4.4 to 10.8cm).

16K011-1 EZ-OFF JAR OPENER

A very handy jar opener that mounts easily out of sight underneath your cabinets and is held in place with adhesive backing (optional screws for extra strength included). Opens lids from the smallest size to a 6" (15.2cm) mouth jar requiring no greater grip than a handshake. Simply place jar or bottle in the unique V shape then angle and twist. Two-handed use, perfect for anyone suffering from arthritis, carpal tunnel and fibromyalgia. Diameter: 7" (17.8cm). Colour: white. Lifetime replacement warranty from manufacturer.



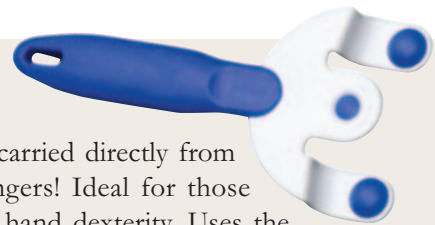
More products from Buckingham Healthcare
see pages 58, 72, & 79



16K029A

BUCKINGHAM COOLHAND


Now heated plates can be safely carried directly from the microwave with no burnt fingers! Ideal for those with arthritis, diabetes or limited hand dexterity. Uses the power of leverage to lift plates: the entire hand carries the weight, not just the fingers. The plate is gripped and released as simply as using a hand. Non-slip, soft grip is easy to keep clean with no dirt traps. One size fits most plates. Latex free. Not for oven use. Patents pending.



A 16K033A

SELF OPENING SCISSORS


3" (7cm) blade with a plastic blade protector. Useful for many general household duties. Finger loop increases ease of use.



B 16K206A

SELF OPENING KITCHEN SCISSORS

Spring loaded handle opens effortlessly, loop handle allows for four fingers to fit through and utilize full hand strength to operate the scissors. Stainless steel scissor blades for extended life time. Left or right hand use. Dishwasher safe. Convenient clip keeps scissors closed.



C 16K021

FOLDING POT STABILIZER 🍁

For use by the one handed cook. Holds onto the pot handle while you stir the contents. Constructed of aluminum with rubber suction cups. Folds up for easy storage when not in use.



D 16K035

KITCHEN BRUSH 🍁

Vegetable scrub brush on suction cups. Can be mounted on kitchen counter or inside the sink. Very helpful for the one handed chef for cleaning vegetables.



E 16K042

PUSH / PULL STICK 🍁

A kitchen helper for people in a wheelchair or with a limited range of motion. Push/pull hot oven racks or use as a reacher. 13" (33cm) long.



F 16K023

STOVE KNOB TURNER, 15" (38cm) 🍁

For people who cannot grasp or turn the stove knob or reach over the hot pots, this is just the item they need. Lightweight aluminum rod with no scratch epoxy coating and a large comfort grip for easy twisting action.



Our cutting boards on the next page make great single handed solutions.




Cutting Boards

CE

 LATEX

12" x 12"



 LATEX

18" x 12"



 LATEX

12" x 12"



16K013

PARSONS CUTTING BOARD 

This easily cleaned white food grade polypropylene cutting board has stainless steel spikes to hold food in place for peeling and slicing. The 1/2" (1.2cm) high corner guards keep bread from sliding when spreading butter or slicing. Mounted on 4 suction cups for anchoring board securely. 12" x 12" (30 x 30cm). Dishwasher safe.

16K016

COMBINATION CUTTING BOARD 

A food grade cutting board with a chef knife attached so that it can be utilized in a chopping motion. The knife pivots and is removable for cleaning and sharpening. The board is 18" x 12" (46 x 30cm) and is mounted on 4 suction cup feet. Three conveniently located stainless steel spikes for securing potatoes, apples, etc. for peeling. 1/2" (1cm) food guard aids with spreads. Dishwasher safe.

16K014

CUTTING BOARD WITH PIVOT KNIFE 

A food grade cutting board with a chef knife attached in such a way that it can be used in a chopping motion through an arc of 90 degrees. The knife has a black plastic handle and can be removed for cleaning and sharpening. The board is mounted on four suction cups. 12" x 12" (30 x 30cm). Dishwasher safe.

homecraft

AA5245 REFLEX CHEF'S KNIFE

A great kitchen aid for people with arthritis. This handle takes a lot of stress out of cutting many things in the kitchen. 8" (20cm) smooth edge.

16K039A

ERGO BREAD KNIFE

Ergo kitchen knives. The soft feel moulded plastic handle gives a firm, comfortable grip in either hand. The stainless steel blade is angled to reduce stress and pain when doing food preparation. Both knives have serrated blades. Bread knife has 8" (20cm) blade.

16K040A

ERGO VEG. KNIFE

Veg. knife has 6" (15cm) blade.



26

around the kitchen - cutting boards, knives

Mealtime Protectors

All mealtime protectors have a limited 90-DAY WARRANTY against defects. Colours and patterns may vary, inquire with customer service for colours.

A 16T082 TERRY CLOTH CLOTHING PROTECTOR

Made of absorbent material, it is not waterproof. White only. 17" x 30" (43 x 76cm).

16T085 (NOT SHOWN)

TERRY CLOTH CLOTHING PROTECTOR, VINYL BACKED

This terry cloth clothing protector has a vinyl latex free backing so it is waterproof. Attaches with snaps. 16" x 36" (41 x 91cm). White only.

B 16T080 VINYL CLOTHING PROTECTOR, HOOK & LOOP CLOSURE

An extra large clothing protector 18" x 24" (46 x 61cm) with a 3" (8cm) pocket on the bottom to catch spills. The pocket opens with hook & loop to allow easy cleaning. Hook & loop is also used to attach at the back of the neck. Made of durable but lightweight cloth backed latex free vinyl. Colours vary.

C 16T081 VINYL UTILITY CLOTHING PROTECTOR, TIE STRINGS

A simple, latex free vinyl clothing protector design that measures 16½" x 23" (42 x 58cm). Colours vary.

BANDANA CLOTHING PROTECTORS 🍁

This item is helpful for those who tend to spill or drool. Discreetly protects the wearer against soiled clothes or getting wet and cold. Made of 100% breathable cotton with moisture proof inner layer. Hook & loop fastener. Machine washable, latex free. Colours may vary. 26" wide x 13" long (66 x 33cm).

D 16T086-1 GALAXY

E 16T086-2 NEWSPRINT

F 16T086-3 DENIM

CLOTHING PROTECTORS 🍁

A colourful clothing protector made from a polyurethane laminate (a lightweight polyester knit fabric bonded to a waterproof thermoplastic urethane) – 73% polyester and 27% polyurethane which stretches and is breathable. Measures: 18" wide x 35" long (46 x 89cm).

	GALAXY	NEWSPRINT	DENIM
TIES	16T084-1	16T084-2	16T084-3
HOOK & LOOP	16T088-1V	16T088-2V	16T088-3V
SNAPS	16T088-1	16T088-2	16T088-3





*Let Parsons Tableware
put dignity and pleasure
back into mealtime*

TABLEWARE

PARSONS COMFORT GRIP CUTLERY

Cutlery with a grip designed to give independence at meal time. These utensils allow maximum user control with minimum effort. Useful in both institutions and at home. The comfort grip has a soft vinyl coating with finger indentations for a secure grip. Of special note is the Parsons knife blade which has been designed to be useful, both as a regular dinner knife and as a rocker knife. It has a curved cutting edge making it a suitable knife for the one handed person. Suited for persons with poor grasp with a 7/8" (22mm) diameter grip. Lightweight, 85 grams (3oz) each. Dishwasher Safe. Latex Free.

- 16T001 STRAIGHT KNIFE
- 16T002 STRAIGHT FORK
- 16T003 STRAIGHT TEASPOON
- 16T004 STRAIGHT SOUPOOIN
- 16T005 LEFT HANDED FORK
- 16T025 LEFT HANDED TEASPOON
- 16T007 LEFT HANDED SOUPOOIN
- 16T006 RIGHT HANDED FORK
- 16T026 RIGHT HANDED TEASPOON
- 16T008 RIGHT HANDED SOUPOOIN



RED GRIPS
VISUALLY IMPAIRED
ALZHEIMERS
DEMENTIA

All Parsons Comfort Grip Cutlery is available with red grips. When ordering any Parsons Comfort Grip Cutlery, add "**RD**" to the end of the part number. Not only for the visually impaired but research studies show that Alzheimer and dementia patients also benefit from exposure to the colour red. They tend to eat more and stay interested longer in their food.



Parsons Featherlite Cutlery

This line of cutlery is very lightweight. The average weight is 48 grams (1.7oz). The handles are one inch in diameter and slightly tapered and textured for easy gripping. They are totally sealed to prevent water seepage and are dishwasher safe. The stainless steel utensils have been designed for use by persons with disabilities.

1.7oz
(48g)

Parsons Deluxe Weighted Cutlery

Same great features as our popular Parsons Featherlite utensils in an 8oz (226g) weighted version. Just add “W” to the product code for 16T350 to 16T359 to order weighted utensils.

8oz
(226g)

	FeatherLite	Weighted
Knife	16T350	16T350W
Fork	16T351	16T351W
Teaspoon	 16T352	16T352W
Soup Spoon	16T353	16T353W
Left Hand Fork	16T354	16T354W
Right Hand Fork	16T355	16T355W
Left Hand Soup Spoon	16T356	16T356W
Right Hand Soup Spoon	16T357	16T357W
Left Hand Teaspoon	16T358	16T358W
Right Hand Teaspoon	16T359	16T359W

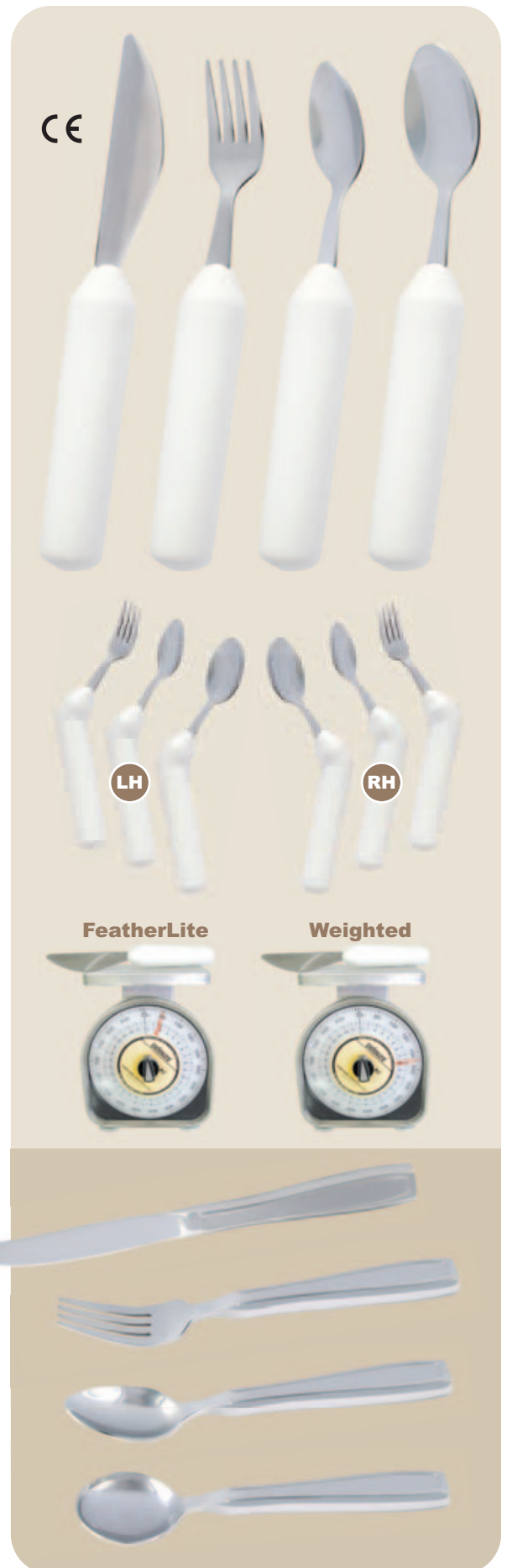
 **KIT** 16T352 FEATHERLITE TEASPOON IS ALSO AVAILABLE AS PART OF OUR PROFESSIONAL ASSESSMENT TABLEWARE KIT. SEE PAGE 112.

Weighted Cutlery

Designed to be the most attractive and functional utensils for those afflicted with Parkinson’s Disease and other illnesses that cause hand tremors. A slight indentation places the fingers in a comfortable position. The soup spoon has a recessed edge and a slightly deeper bowl to assist in preventing spills. Each utensil weighs approximately 7.3 oz. (207 grams). They have solid handles and can be placed in any dishwasher. Polished 18/0 Stainless Steel.

- 16T420A WEIGHTED KNIFE
- 16T421A WEIGHTED FORK
- 16T422A WEIGHTED TEASPOON
- 16T423A WEIGHTED SOUPOOON

7.3oz
(207g)



Parsons Comfort Grip Weighted Cutlery

8oz
(226g)

Our comfort grip weighted cutlery weighs 8oz (226 grams) which decreases hand tremors, allowing cutlery to reach the users mouth easier. An ideal solution for persons with Parkinson's or other impairments resulting in hand tremors. Latex free. Home dishwasher safe. Also available with red grips for the visually impaired.



	White	Red
Knife	16T400	16T400RD
Fork	16T401	16T401RD
Teaspoon	16T402	16T402RD
Soup Spoon	16T403	16T403RD
Right Hand Fork	16T404	16T404RD
Right Hand Teaspoon	16T405	16T405RD
Right Hand Soup Spoon	16T406	16T406RD
Left Hand Fork	16T407	16T407RD
Left Hand Teaspoon	16T408	16T408RD
Left Hand Soup Spoon	16T409	16T409RD

Parsons Soft Handled Cutlery

Parsons Soft Handled Cutlery have large grips made of closed cell foam which will not absorb moisture. Ideal for people with arthritis or tender hands and finger joints. Foam grip slides off for easy cleaning. Lightweight. Hand wash in warm, soapy water.

- 16T100 SOFT HANDLED KNIFE
- 16T101 SOFT HANDLED FORK
- 16T102 SOFT HANDLED TEASPOON
- 16T103 SOFT HANDLED SOUP SPOON
- 16T104 SOFT HANDLED LEFT HAND FORK
- 16T108 SOFT HANDLED LEFT HAND TEASPOON
- 16T106 SOFT HANDLED LEFT HAND SOUP SPOON
- 16T105 SOFT HANDLED RIGHT HAND FORK
- 16T109 SOFT HANDLED RIGHT HAND TEASPOON
- 16T107 SOFT HANDLED RIGHT HAND SOUP SPOON



CLASSIC BENDABLE UTENSILS

Discreet dining experience with our attractive, light gray, soft built-up handle utensils. Non-slip for easy grasp and hold. The shaft design on the spoons and fork allow the utensils to be bent for left or right angles. Knife features a curved style rocker blade. Stainless steel. Dishwasher safe. Diameter of handle is 1.4" (35mm) and measures 4" (100mm) long.

16T430A CLASSIC KNIFE weighs 3.1oz (88g)

16T431A BENDABLE FORK weighs 2.9oz (82g)

16T432A BENDABLE TEASPOON weighs 3.0oz (85g)

16T433A BENDABLE SOUPOOIN weighs 3.2oz (91g)

Parsons Cutlery Gift Sets 🍁

Parsons Comfort Grip cutlery has vinyl finger bump grips for excellent gripping and comfort. Weighs approximately 85 grams (3oz) each.

16T090 WHITE GRIPS

Set contains items 16T001 to 16T004 as seen on page 28.

16T090-3 WHITE GRIPS, WEIGHTED

Same as 16T090 except in an 8oz (226g) weight. Set contains items 16T400 to 16T403 as seen on previous page.

16T090RD RED GRIPS

Same as 16T090 except with high-visibility red handles. Set contains items 16T001RD to 16T004RD as seen on page 28.

16T090-2

PARSONS FEATHERLITE CUTLERY SET 🍁

The Featherlite cutlery is very lightweight, weighing only 1.7oz (48 grams) each. Set contains items 16T350 to 16T353 as seen on page 29.

16T090-4

PARSONS DELUXE WEIGHTED CUTLERY SET 🍁

Same as 16T090-2 except in an 8oz (226g) weight. Set contains items 16T350W to 16T353W as seen on page 29.



CE



16T090
16T090-3

16T090RD



Each set consists of:

1 Knife 1 Fork 1 Soup spoon 1 Teaspoon
(Straight handles only)





KIT
SEE PAGE 112

CE

KIT
SEE PAGE 112

CE

16T061
SLIP-ON HANDLE 🍁

A handy slip-on handle approx. 1³/₈" (3.5cm) diameter. Outside surface is a smooth vinyl with finger bumps, inside core is foam tubing to grip a piece of cutlery, a toothbrush, etc. 1.5oz (40grams). Spoon not included. Latex free.

16T045
FOAM TUBING 🍁

Useful for building up the handle of many items. Black closed cell foam with 3/8" (9mm) hole and 1¹/₄" (3cm) outside. 36" (91cm) length. May be cut to size for replacement grips on soft handle cutlery.

16T062
A.D.L. CUFF 🍁

An adaptive pocket for everyday utensils made of 1" (2.5cm) wide white nylon webbing with hook & loop closure. Good for people with hand weakness or paralysis but good wrist control.

EXTENSION UTENSILS 🍁

Stainless steel utensils fastened with wing nut to a lightweight, epoxy coated aluminum extension handle. The utensil adjusts to any angle, right or left hand. For persons with limitations in upper extremity of motion. Care givers can also use these utensils to relieve the strain of leaning when feeding others. Extension handles are 10" (25cm) long. Dishwasher safe.

- 16T020** **EXTENSION FORK**
- 16T021** **EXTENSION TEASPOON**
- 16T022** **EXTENSION SOUPOOON**


CLIP-ON UTENSILS 🍁

A vinyl covered hand strap fits over the back of the hand and holds a spoon or fork securely. Strap may be re-bent to fit individual hands. An excellent eating aid for persons having difficulty grasping or holding small utensils. Dishwasher safe.

16T030 CLIP-ON FORK

16T031 CLIP-ON SPOON



 KIT SEE PAGE 112



16T009


KNIFE / FORK COMBINATION 🍁


A special eating utensil combining a rocker knife and a fork with a comfort grip handle. A rocking motion on the curve of the blade will cut food, then use the forked end for feeding.

16T009RD

KNIFE / FORK COMBINATION, RED 🍁

Same as above with high-visibility red handle.



 KIT SEE PAGE 112

16T017 SERRATED ROCKER KNIFE

A rocker knife with serrations on one side and smooth on the other. Allows cutting with both slicing and rocking action. Solid plastic handle is dishwasher safe.



SOFT TIP SPOONS

These are standard size spoons with a protective coating on the bowl to help prevent injury to teeth and lips. Discolouration may occur on the plastisol coated spoons but will not affect the quality of the coating. The teaspoons come in two lengths, 6" (15cm) & 7¾" (19.7cm). **Institutional dishwasher use is NOT recommended. High heat and harsh cleansers will damage the vinyl coating.**

[A] 16T012 PLASTISOL-COATED TEASPOON
6" (15cm) Gray.

[B] 16T013 PLASTISOL-COATED LONG TEASPOON
7¾" (19.7cm) Gray.

[C] 16T014 PLASTISOL-COATED SOUPOOIN
6" (15cm) Gray.



LIMITED 6-MONTH WARRANTY



SWIVEL FEATURE

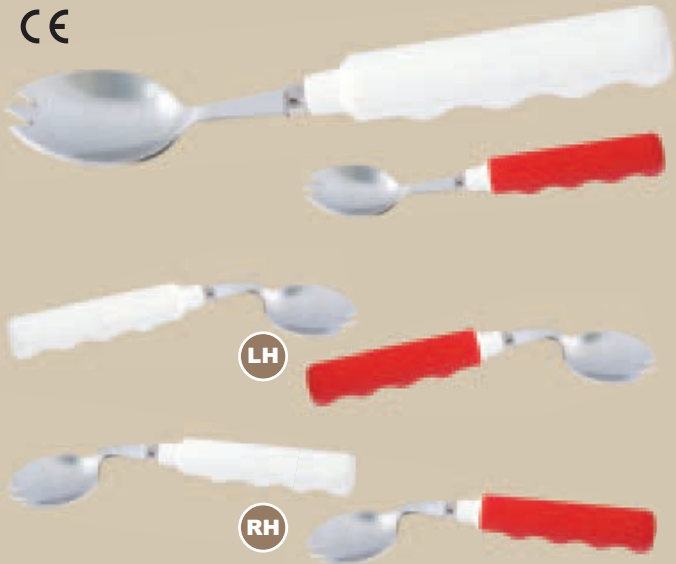


SWIVEL UTENSILS 🍁

Stainless steel utensils with a swivel mechanism which keeps utensil level when wrist movement is restricted or coordination is poor. Built in swivel limiters prevent excess rotation or swing, and also allow the utensil to scoop food. Nylon bearings for smooth action. Mounted on our comfort grip. Also available with high-visibility red handles.

	WHITE	RED
SWIVEL FORK	16T015	16T015RD
SWIVEL SOUPOOON	16T016	16T016RD

CE



SPORKS 🍁

A stainless steel combination spoon and fork, ideal for one handed feeding. Also available with high-visibility red handles.

	WHITE	RED
STRAIGHT SPORK	16T024	16T024RD
LEFT HAND SPORK	16T028	16T028RD
RIGHT HAND SPORK	16T029	16T029RD



16T176A COVERED SPOON, TWIN PACK

For adults and children with tremors, limited coordination and or upper extremity weakness. The lid covers approximately 2/3 of the spoon bowl, keeping food on the utensil and limiting the amount of spillage. Can be used with liquids and smaller pieces of food. Comes apart for cleaning. Top rack dishwasher safe. Twin pack. Overall length 7" (17.8cm).



Food Bumpers

Food Bumpers adapt a standard plate into a plate for self-feeding similar to an inner lip or scoop plate. The walls provide an area to push food onto your utensil for scooping and aid in keeping the food on the plate.

16T074 TRANSPARENT PLATE SURROUND

Clear plastic food bumper easily snaps onto most dinner plates to aid with independent eating. It fits securely and is easy to clean. Fits plate size 9-11" (23-28cm) Dimensions 8½" dia. x 1½" high (22cm dia. x 2cm)



16T070 PLASTIC FOOD BUMPER, WHITE 🍁

16T070BL PLASTIC FOOD BUMPER, BLUE 🍁

Fits 8"-11" (20-28cm) plates. This sanitary snap-on food bumper is moulded in one piece. Dishwasher safe. Microwavable. Institutional dishwasher safe. The blue food bumper stands out on a white dinner plate to make self feeding for the visually impaired much easier.

CE



 **KIT**
SEE PAGE 112



16T072A STAINLESS STEEL FOOD BUMPER

Fits 9" - 11" (23 - 28cm) plates. Solid stainless steel food bumper for durability and sanitation. Three clips hold them on the plate by a spring action.



Straws

REUSABLE STRAWS 🍁

Reusable plastic drinking straws, can be used for hot or cold liquids. 18" (46cm) long. All packaged 6 per pack. Acrylic straws may be heated with a hair dryer or hot water and bent.

16T150 FLEXIBLE POLY STRAW

16T152 CLEAR ACRYLIC STRAW, ¼" (6mm) hole



Plates



16T175A SCOOPER PLATE WITH NON SKID BASE

Designed for people with limited muscle control or the use of only one hand. The combination plate/bowl has a contoured lip that can be used to push food onto cutlery more easily. Measures 6" x 7½" (15 x 19cm) x 1¾" (4.4cm) deep on the high side. Not recommended for dishwasher or microwave. Sandstone colour.

PARSONS SCOOP PLATE

This 9" (23cm) scoop plate promotes independence at meal time. It allows the user to push food against the plate's high back wall and onto their cutlery. The entry side is low for easy use. The wide outer rim is useful to grasp the plate while scooping food onto cutlery. The plate has a skid resistant base which is helpful for the individual with one hand or for anyone with poor coordination. Breakproof plastic. Microwavable & top rack dishwasher safe.

Note: Different colour plates are ideal for differentiating food groups, ie meat, vegetarian, etc. Darker plates are useful for the visually impaired, especially if used on a light coloured tablecloth.

16T115 WHITE 16T115BL BLUE 16T115RD RED



INNER LIP PLATES

The original Inner Lip Plate. The inner lip holds food on the plate while the user brings the fork or spoon to the edge of the plate. Ideally suited for one handed persons. 9" (23cm) diameter, ¾" (1.9cm) deep. Break proof and microwavable. Dishwasher and autoclave safe.

16T118 SANDSTONE 16T118BL BLUE

 **KIT** SEE PAGE 40 & 112

NO-SLIP INNER LIP PLATES

Same as above except: No-slip version is **not** dishwasher, autoclave or microwave safe.

16T119 SANDSTONE 16T119BL BLUE

16T167 SECTION PLATE WITH LID

This sectioned plate has three compartments to keep food separated. Each compartment is about 1.5" (3.8cm) deep. The two smaller sections hold up to 6.75 oz (200ml), while the larger one has a 12.6 oz (375ml) capacity. The high walls of each compartment can be used to help push food onto forks and spoons. This stackable dish comes with a clear plastic cover for easier transporting and storing of food. Diameter measures 8.25" (20cm). Plate and lid are dishwasher, microwave and freezer safe.



16T166 DIVIDED DINNER PLATE*

16T166-1 NO-SLIP DIVIDED DINNER PLATE**

A great dinner plate for individual use. Heavy duty, chip, crack and scratch resistant Alacite plastic. Measures 9 in (23cm) in diameter with 1 in (2.5cm) high sides and a 0.75 in (1.9cm) wide outer rim. This plate makes it easy for persons with poor coordination, or with the use of only one hand, to scoop food without making a mess of their dinner. Available in White only. *Not microwavable. **NOT microwave, autoclave or dishwasher safe.

 **KIT** SEE PAGE 40

Note: Use of a serrated knife will shorten the life of plastic plates.



Mugs

- 16T123 PARSONS DOUBLE HANDLED MUG, WITH LID 🍁
- 16T124 PARSONS REPLACEMENT LID ONLY 🍁
- 16T125* PARSONS MUG & LID, WITH 'NO-SLIP' BASE 🍁
- 16T126 PARSONS MUG, WITHOUT LID 🍁

This crystal clear plastic mug has double handles to make drinking safer and easier for those with weak grasp or tremors. The handles will accommodate four adult fingers and the lid has a drinking spout to prevent spills. The transparent design instantly shows the level of contents. Wide base to resist tipping. Dishwasher safe up to 194°F (90°C). Microwavable. 10 oz (295ml) capacity. ***16T125 is not dishwasher safe.**

- 16T123RD PARSONS DOUBLE HANDLED MUG, RED LID 🍁
- 16T124RD PARSONS REPLACEMENT LID ONLY, RED 🍁

Same as above but with a high-visibility red lid.

- 16T127 PARSONS WEIGHTED MUG, WITH LID 🍁

- 16T127RD PARSONS WEIGHTED MUG, RED LID 🍁

- 16T129 WEIGHTED MUG, WITH LID & 'NO-SLIP' BASE 🍁

This mug has a weight of 10 oz.(285 g) in its base. The combination of the weighted base and double hand grips makes this an extremely useful device to manage hand tremors. It is transparent to instantly show the level of contents and has a wide base to resist tipping. Do not submerge in water when cleaning this cup. Pat. Pend.

- 16T159 INSULATED MUG, 8oz (237ml)

- 16T161-1 INSULATED MUG, 12oz (356ml)

Foam insulated high impact polypropylene mug with easy to grasp handle. Holds either hot or cold liquid, remains cool to the touch on the outside. Complete with a snap on lid which regulates flow and minimizes spills. Not microwavable. Not autoclavable.

 KIT
SEE PAGE 40 & 112

CE

 BPA FREE



CE

 BPA FREE



Cups



CE

KIT

SEE PAGE 112

A

BPA FREE

B



C

Lids will fit

-16T123

-16T125

-16T126

-16T159

-16T161-1

BPA FREE

D



E

Spillproof Cup



BPA FREE

F

BPA FREE



A 16T143 CONVALESCENT NO SPILL CUP 🍁

16T143-1 REPLACEMENT LID 🍁

The convalescent cup has a lid with a mouth piece, which has a hole large enough to accommodate a straw. Opposite the mouth piece there is a small air inlet hole in the lid, by putting a finger over the air hole you can regulate the flow of the liquid. 8 oz (237ml) capacity. 4" (10cm) tall. Ideal for drinking while lying in bed. Dishwasher safe.

B 16T142 ANTI TIP BASE, FOR CONVALESCENT CUP 🍁

This base is a friction fit on to our convalescent cup. It helps prevent bed ridden patients from spilling the contents of the cup if they bump it with their hand as they reach for it. Has an anti-skid base for further stability.

C 16T163 DRINKING SPOUT LID

The spout can be used for drinking, a straw can be inserted, or the spout can be sucked like a straw and the air hole can be used to regulate the flow. Institutional dishwasher safe.

D 16T164 RECESSED CUP LID

A regular cup rim to drink from with a recessed lid to regulate flow and reduce spills. A very safe lid which allows the normal drinking method favored by most people. Straw will fit in drinking hole.

E 16T149 KENNEDY CUP (Spillproof Cup)

16T149-1 REPLACEMENT LID

Sturdy screw on lid with internal nozzle eliminates accidental spills. The Kennedy Cup will not spill, so it can be used in a reclining or sitting position. Easy to grip handle is perfect for patients of all ages, left or right handed. Lightweight and durable, can be picked up by even the weakest hands. The Kennedy Cup holds 7oz of hot or cold liquid. Accepts any standard straw. Designed especially for rehabilitation and as an accessory for daily living. Helps restore independence and dignity. Dishwasher safe (maximum 180° F/75° C). Blue colour. Not recommended for the microwave. Straw not included.

F 16T148 SURE-GRIP CUP, CLEAR

The Sure-Grip Cup comes with a spill resistant lid. If tipped over the valve in the lid ensures only a few drops will fall out. This feature makes it ideal for bed ridden persons wanting to drink comfortably while lying down in bed. An excellent product for small children or those who are prone to spills. The ergonomic grooves provide a positive grip to reduce slipping through the fingers. The cup is easily washed at temperatures up to 130°C, and the strong polycarbonate construction ensures a long life for each cup. Microwave and dishwasher safe. 8oz (237ml).



16M045A

EASY SWALLOW CUP

This Easy Swallow Cup is designed for your natural swallowing reflex to help you swallow medications or vitamins stress free. Simply pour liquid into cup, place medication into spout and drink naturally. Dishwasher safe, (top rack only). Height is 4" (10cm).

16H140

CUP HANDLE (hook & loop strap w/handle) 🍁

An epoxy coated metal hand clip which fastens to a DRINKING GLASS or a PHONE-HANDSET with a hook & loop strap. The hand clip can be re-bent to suit hand size. Also very useful for putting on a salt shaker, a bottle, a phone, etc. The hook & loop strap is left extra long for adaptations.


Nosey Cups

The rim on our clear Nosey Cup has been designed so a person can drink without tipping their head back to drain the glass. It can be tipped beyond the point where a normal cup would hit the bridge of your nose. Designed for people with limited neck movement, a bed patient or in a wheelchair with a headrest. Available in three sizes.

- 16T144-1 NOSEY CUP, GREEN 4oz (118ml)
- 16T144-2 NOSEY CUP, GREEN 8oz (237ml)
- 16T141-1 NOSEY CUP, CLEAR 4oz (118ml)
- 16T141-2 NOSEY CUP, CLEAR 8oz (237ml)
- 16T141-3 NOSEY CUP, CLEAR 12oz (355ml)

16T145 BLUE NOSEY CUP, 8oz (237ml) 🍁

The elegantly designed Blue Nosey Cup is transparent so the level of the contents is always visible. The bottom of the bowl is rounded to assist draining the contents and to make washing easy. The short stem and tapered cup make the glass easy to grasp, designed for people with a poor grip. A large base helps prevent tipping. Microwave and dishwasher (top rack) safe. NOT autoclavable.



Tableware Sets



16T500 WHITE

PLACE MAT NOT INCLUDED. FOR ILLUSTRATIVE PURPOSES ONLY.

16T500 WHITE TABLEWARE SET 🍁

Easy and comfortable to grip, our straight cutlery with comfort grips has been combined with a 9" (23cm) inner lip plate and our 10oz (295ml) clear double handled mug with mouth piece lid to make this tableware set an excellent combination for mealtime independence. All items are dishwasher safe. Mug and plate are microwavable. Place mat not included. **Great savings** when compared to buying items individually.

16T500RD RED TABLEWARE SET 🍁

Same as above except with red utensil grips, red scoop plate and red lid on mug.

Each kit includes one of each item:

WHITE SET	RED SET	DESCRIPTION	PAGE
16T001	16T001RD	KNIFE	28
16T002	16T002RD	FORK	28
16T003	16T003RD	TEASPOON	28
16T004	16T004RD	SOUPSPOON	28
16T118	-	INNER LIP PLATE	36
-	16T115RD	SCOOP PLATE	36
16T123	16T123RD	DOUBLE HANDLED MUG W/ LID	37



16T500RD RED

Deluxe Tableware Sets

16T501 DELUXE WHITE TABLEWARE SET 🍁

Our deluxe tableware set is designed for complete mealtime independence. Parsons straight cutlery with comfort grips has been combined with a 9" (23cm) divided dinner plate, and a Parsons 10oz (295ml) double handled mug with mouth piece lid. To make this tableware set complete we have added a 20" x 14" (51 x 36cm) Wonderliner non-slip place mat. All items are dishwasher safe (top rack). Mug and plate are microwavable. **Great savings** when compared to buying items individually.

16T501RD DELUXE RED TABLEWARE SET 🍁

Same as above except with red utensil grips and red lid on mug.

Each kit includes one of each item:

WHITE SET	RED SET	DESCRIPTION	PAGE
16T001	16T001RD	KNIFE	28
16T002	16T002RD	FORK	28
16T003	16T003RD	TEASPOON	28
16T004	16T004RD	SOUPSPOON	28
16T166		DIVIDED DINNER PLATE	36
16T123	16T123RD	DOUBLE HANDLED MUG W/ LID	37
16T609A		PLACE MAT 14" SECTION OF NON-SLIP DYCEM ROLL	22



16T501 WHITE



16T501RD RED

PLEASE NOTE: NO SUBSTITUTIONS OF ITEMS IN KITS. ITEMS ARE ALSO AVAILABLE SEPARATELY.





Bedroom

Gowns

- A** 19N211A
LADIES LACE TRIMMED GOWN
POLY/COTTON 

An attractive gown made of a 65 percent polyester 35 percent cotton blend, with three quarter length sleeves and a hook and loop closure. Generous overlap style. One size fits most. Colours and patterns will vary.

- B** 19N202A
MEN'S PLAID GOWN
100% COTTON FLANNEL 

Men's soft flannel nightgown with 3/4 length sleeves. V-neckline finished with rib knit. Various stylish and popular Plaid patterns. Hook & loop opening back.



All gowns are machine washable, tumble dry.
Hook & loop closures on the gowns eliminate the difficulty that buttons present to some people.
One size fits most adults.

**Patterns and/or colours may vary.
Contact customer service for colours.**



Footwear

PLUSH LINED BOOTIES

Gentle on tender feet. Non-skid safety sole. Hook & loop and elastic at the ankle to keep in the warmth. Especially for people with lower circulatory problems.

SIZE	SHOE SIZE		POWDER BLUE	LILAC
	WOMEN	MEN		
SMALL	7-8	5-6	16D084BL	16D084L
MEDIUM	9-11	7-8	16D085BL	16D085L
LARGE	12-14	9-11	16D086BL	16D086L
X-LARGE	14+	12-14	16D087BL	16D087L

BED SLIPPERS

Keep your feet warm and help prevent bed sores. No seams at the heel. Soft warm Arctic Fleece outer with plush liner. Elastic ankle adjuster strap to ensure a good fit. Machine washable, cool tumble dry.

ITEM	SIZE	SHOE SIZE	
		WOMEN	MEN
16D091M	MEDIUM	8-10	7-8
16D091L	LARGE	10-12	9-11
16D091XL	X-LARGE	12+	11+

NUFOOT SLIPPERS

Made with a breathable and durable material combined with 4-way stretch for maximum comfort. Water resistant with anti-skid soles. Colour: Black and gray. Ideal for use in hospital and hotel environments.

WOMENS

ITEM	SIZE	SHOE SIZE
16D093M	MEDIUM	6-7
16D093L	LARGE	7-10

MENS

ITEM	SIZE	SHOE SIZE
16D095M	MEDIUM	6-8
16D095L	LARGE	8-11
16D095XL	X-LARGE	11-13

ANTI-SKID SOLES



CE



WOMENS



MENS



FLEECE PRODUCT CONTENT: 70% ACRYLIC AND 30% WOOL. WASH IN COLD WATER, GENTLE CYCLE AND MILD SOAP (SUCH AS ZERO, USED FOR WOOL SWEATERS). LAY FLAT TO AIR DRY. DO NOT USE DRYER.



Fleece Protectors

19N100A SHEEPSKIN HEEL / ELBOW PADS

Prevent bed sores on your heels and elbows with these cozy medical sheepskin protectors. Attaches around the heel or elbow with a hook & loop strap. Made from dense shearling sheepskin. Hand-washable at low temperatures. Air dry.

15E004 PARSONS PALM PROTECTOR, 2 PACK

Designed to protect the skin in the palm of the hand in the presence of a permanent hand contracture. Manufactured of soft fleece covering with foam padding in the palm area. The palm protector slips easily over the thumb and is fastened using a hook & loop closure. Fits both left and right hand. One size fits most. Machine washable. Sold two per package.



FLEECE PRODUCT CONTENT: 70% ACRYLIC AND 30% WOOL. WASH IN COLD WATER, GENTLE CYCLE AND MILD SOAP (SUCH AS ZERO, USED FOR WOOL SWEATERS). LAY FLAT TO AIR DRY. DO NOT USE DRYER.



The entire Ventopedic product line is built around an effective moisture transport technology system aimed at maintaining skin integrity on a variety of body parts. Structured around fabric functionality, Ventopedic products are designed to effectively draw moisture away from the skin while providing soft cushioning support. Machine washable and dryable. Latex free.



19N234A VENTOPEDIC HEEL ELEVATION BOOT WITH BUTTERFLY LIFT

Unique butterfly lift design and centre sew line creates a channel for the Achilles to rest comfortably. Two stabilizing straps inside the boot will prevent leg rotation inside the boot. Can be used on left or right foot. One size fits most adults.

VENTOPEDIC HEEL & ANKLE PROTECTOR

Cushioning support and moisture control for the heel and ankle area. Circular openings on each side promotes airflow and makes visualization easier. Non-slip bottom. Fits left or right foot.

ITEM#	SIZE	CALF CIRCUMFERENCE
19N115SM	SMALL/MEDIUM	8" - 12" (20.3 - 30.5cm)
19N115ML	MEDIUM/LARGE	13" - 16" (33.0 - 40.6cm)





VENTOPEDIC HEEL & ANKLE OFFLOADING BOOT 🍁

Extra layers of fabric underneath the calf effectively offloads the heel. Open heel promotes airflow and makes heel visualization easier. Soft and breathable nylon exterior slides smoothly over bed sheets. Non-slip bottom. Adjustable straps are soft against the skin. Can be used on left or right foot.

ITEM#	SIZE	CALF CIRCUMFERENCE	SHOE SIZE	
			WOMEN	MEN
19N235S	SMALL	8" - 12" (20.3 - 30.5cm)	Up to 6	Up to 6
19N235M	MEDIUM	13" - 16" (33.0 - 40.6cm)	7-9	7-9
19N235L	LARGE	17" - 20" (43.2 - 50.8cm)	10+	10+



19N252A VENTOPEDIC ELBOW PROTECTOR 🍁

The three-dimensional interior structure relieves pressure and creates soft cushioning support for the elbow area. Adjustable straps are soft against the skin. Available in standard size only.



19N237A VENTOPEDIC HEEL PROTECTOR 🍁

Cushioning support and moisture control for the heel and ankle area. Multiple layers of fabric provides heel elevation and pressure relief. Adjustable straps are soft against the skin. For left or right foot. Latex free. Available in standard size only.



19N239A VENTOPEDIC KNEE ABDUCTOR PAD, ADJUSTABLE STRAPS 🍁

Cushioning support and moisture control between the knees. Adjustable straps are soft against the skin. Latex Free. Standard size.



19N231A VENTOPEDIC CARROT 🍁

The carrot structure of this product will prevent the hand from closing completely thereby improving flexion contractures inside the hand.



19N232A VENTOPEDIC MOISTURE CONTROL CONE 🍁

Cushioning support and moisture control for hand positioning. Recommended for treatment of contracted hand. Length: 6" (15.2cm).



VENTOPEDIC PALM PROTECTOR

Provides immediate cushioning support and moisture control inside the hand. Adjustable strap. Right or left hand. Refer to size chart below.

HAND	XSMALL	SMALL	MEDIUM	LARGE
RIGHT	19N224XS	19N224S	19N224M	N/A
LEFT	19N225XS	19N225S	19N225M	19N225L

SIZE CHART	KNUCKLE TO KNUCKLE
XSMALL	2.5" - 3" (6.4 - 7.6cm)
SMALL	3" - 4" (7.6 - 10cm)
MEDIUM	4" - 5" (10 - 12.7cm)
LARGE	5" - 6" (12.7 - 15cm)

VENTOPEDIC PREMIUM PALM PROTECTOR

Recommended for treatment of contracted hand. Adjustable straps. Right or left hand. Refer to size chart below.

HAND	SMALL	MEDIUM	LARGE
RIGHT	19N117S	19N117M	N/A
LEFT	19N118S	19N118M	19N118L

SIZE CHART	KNUCKLE TO KNUCKLE	DIAMETER	LENGTH
SMALL	3" - 4" (7.6 - 10cm)	¾" (1.9cm)	4" (10cm)
MEDIUM	4" - 5" (10 - 12.7cm)	1" (2.5cm)	4" (10cm)
LARGE	5" - 6" (12.7 - 15cm)	1½" (3.8cm)	4½" (11.4cm)

VENTOPEDIC PREMIUM PALM PROTECTOR

WITH FINGER SPACERS

Cushioning support and moisture control inside the hand and between the fingers. Prevents finger contractures and skin breakdown. Adjustable strap. Right or left hand. Refer to size chart above.

HAND	XSMALL	SMALL	MEDIUM	LARGE
RIGHT	19N119XS	19N119S	19N119M	19N119L
LEFT	N/A	19N120S	19N120M	19N120L

VENTOPEDIC HAND ORTHOSIS

Product is shaped in the form of a cylinder and will prevent the hand from closing completely thereby improving flexion contractures. Adjustable strap allows product to remain in position. Fits right or left hand.

ITEM#	SIZE	CYLINDER CIRCUMFERENCE	CYLINDER DIAMETER	CYLINDER LENGTH
19N222XS	XSMALL	3½" (8.9cm)	1" (2.5cm)	4" (10.2cm)
19N222S	SMALL	4½" (11.4cm)	1" (2.5cm)	4" (10.2cm)
19N222M	MEDIUM	5½" (14cm)	1½" (3.8cm)	4½" (11.4cm)
19N222L	LARGE	6" (15.2cm)	2" (5cm)	5" (12.7cm)



Comfort Cushions



18H007A
CONTOUR CPAP PILLOW

The discomfort caused by wearing a mask to bed every night is a major factor contributing to non-compliance of CPAP therapy (the most common treatment for sleep apnea). The CPAP pillow improves mask comfort, freedom of movement, multi-position sleeping for side, back and stomach sleepers, neck support and spinal alignment. It reduces mask leaks, mask pressure on your face and airway resistance due to the better neck support it provides. Works with all major brands and styles of CPAP masks. Pillow measures 20" x 14½" x 4" (50.8 x 36.8 x 10cm) and weighs 1.6 lbs. (0.7kg).



18H028A
CONTOUR KNEE PILLOW

Contoured design reduces strain on knees and hips while promoting proper cervical positioning. The advanced technology SPACE-FOAM conforms to your anatomy changing shape as you move. Its thermo-sensitive properties respond to your natural body heat with comforting support. Elastic retainer strap helps keep knee pillow in place. Dimensions: 8" x 12" x 4" (20.3 x 30.5 x 10cm). Zippered pillow cover is included: 100% polyester terry. Pillow cover is washable in cold or warm water, tumble dry at low heat. Colour: blue.



19N025A
PROTECTIVE CHAIR PAD 🍁

Poly/cotton top surface with poly/rayon soaker for maximum absorbency plus waterproof vinyl-backed polyester backing. 18" x 24" (46 x 61cm). Colours may vary.



18H068

BONE PILLOW 🍁

The Bone Pillow is versatile: as a neck and head support for correct sleeping posture; as a knee pillow to relieve stress and strain on the lower back, knees and ankles; and as a lumbar support. Bone/peanut shape maintains lower extremities and spine in correct alignment when used as a knee support. Features a soft fiberfill and cloth covering, with a variety of colours and patterns. 16" (41cm) long, maximum diameter of 8" (20cm).



18H068-2

JUMBO BONE PILLOW 🍁

A larger version of our regular Bone Pillow (shown above). Upholstered in attractive prints. Polyester fibre fill. Prints will vary. Size: 30" (76cm) long, 14" (36cm) high ends, 10" (26cm) dia. centre.



18H030A

INVALID CUSHION 🍁

A polyurethane foam cushion with an oval cut out, complete with cover. Increased air circulation aids in the prevention of tissue trauma and skin breakdown by reduction of pressure in contact with firm seating surface. Size 16" x 16" x 3" (41 x 41 x 8cm).




Comfort Wedges

A MINI COMFORT WEDGES 🍁

These small wedges are very handy for adding comfort to a variety of situations. They add a little extra support to your back or neck when seated in your favorite chair or your car. Place one on the floor for a footrest. Use it as a support under your knees when lying on your back, or between the knees when lying on your side or arm support. Choose between a printed cotton cover or a synthetic fleece cover. The fleece cover gives a feeling of warmth and comfort. The fleece is washable, do not put in dryer, brush when dry to fluff it back up. Size: 11" x 11" x 3½" high (26 x 26 x 9cm).

18H070-1 COMFORT WEDGE, COTTON COVER

18H070-2 COMFORT WEDGE, FLEECE COVER

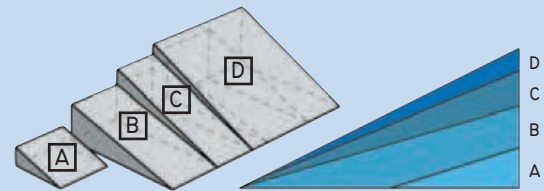


Cotton Cover

A



Fleece Cover



BED WEDGES 🍁

Available in **White** or **Patterned** removable covers. For patients requiring head, back, or leg elevation. Eliminates the need to stack or prop pillows which constantly shift. Provides comfort for patients suffering from respiratory ailments, leg, ankle or foot discomfort. 24" x 24" (61 x 61cm). Pillow case included.

B 7" (18cm) High, 16° angle

18H020A White 18H021A Pattern

C 10" (25cm) High, 23° angle

18H022A White 18H023A Pattern

D 12" (30cm) High, 27° angle

18H024A White 18H025A Pattern



White



Patterned



Over Bed Tables



20H001

STANDARD OVER BED TABLE

This over bed table is finished in a laminate for ease of cleaning. The large top section tilts and has a ledge to stop items from sliding off. The steel frame is mounted on casters. The "H" shaped base allows only partial wheelchair access. Table top size 15 x 32 inch (38 x 81cm). The non tilting side plate is 8 x 15 inch (20 x 38cm). The height adjusts from 28 to 46 inch (70 to 115cm). Weight capacity of top section is 10 lbs (4.5kg). Base height is 4 inches (10cm). Colour of the laminate may vary. Some assembly required.

20H100A

HERDEGEN "WALNUT DIFFUSION" OVER BED TABLE

The Great Little Table (GLT) is functional and strong due to its "U" shaped base and clever, tilting mechanism. Ideal for use while lying in bed or sitting in a chair. The attractive table top is constructed of laminated plastic in a burr walnut finish. A shock and dust resistant plastic lip around the table prevents items from falling or rolling off. Multi-positioning top 16" x 24" (40 x 60cm). Three position tilting base: 90° for use in bed, 75° in a chair or fully foldable for easy storage. Two locking casters. Base height: 4" (10cm). Height adjusts from 27½" to 43" (70 to 109cm).



The Great Little Table

CE




20H100-1

HERDEGEN "WALNUT DIFFUSION" SIDE TRAY

The optional side tray accessory provides a horizontal surface while the table top is tilted. A #6 Allan key is provided to adjust the horizontal position of the side tray to whatever angle the table top is set at. Size: 7" x 16" (20 x 40cm). Fits right side of bed table only.





CE

JACK SCREW

16H250A SUPERPOLE™ BASIC

Need a little extra help with standing or transferring safely? The SuperPole System™ is an award winning modular support system designed for those requiring assistance for standing, transferring, or moving in bed. Central to the system is a stylish vertical pole - a secure structure that can be installed in minutes with basic tools by simple jackscrew expansion between a floor and ceiling. It also serves as a mounting structure to a complete range of options that may be added as needed. Adjusts from 93" to 99" (236 to 253cm) 1½" (3.8cm) Dia. Base 5" (13cm) Dia. Ceiling plate 2½" x 20" (6 x 51cm). Weight capacity: 250 lbs. (114kg).

ADD THESE OPTIONAL KITS TO 16H250A SUPERPOLE BASIC FOR EVEN MORE FUNCTIONALITY!



CE

16H253A SUPER BAR

Our most popular SuperPole™ accessory! Imagine transferring with a secure support rail always in front of you - that's our SuperBar™. Pull sideward on the SuperBar™ to help you stand. Take a moment to rest, leaning on the bar. When you are ready, simply lift the bar to unlock it, pivot it, and then relock it to make your next safe step. A "must-have" for safe transfers. 16" (41cm) long. Mounts 28" to 38" (71 to 97cm) from floor. Weight capacity: 250 lbs. (114kg).



CE

This kit includes:
1 SuperPole™ Basic
1 Super Bar

16H251A SUPERPOLE™ WITH SUPER BAR KIT

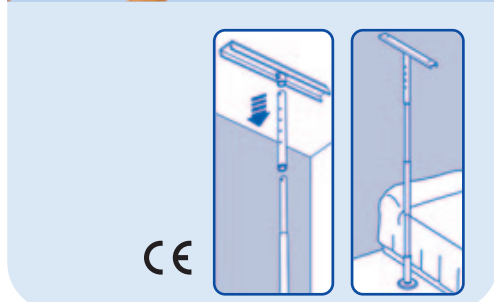
16H250A SuperPole™ Basic and 16H253A Super Bar together in a cost-saving kit. See above for details on each item.



CE

16H254A SUPER TRAPEZE

Sitting up in bed just became easier! – The SuperTrapeze™ is a more affordable alternative to conventional trapeze systems and includes the benefit of the SuperPole™ for standing assistance. Features our unique "e2"™ handle with two separate rails, similar to rungs of a ladder to better use arm strength to "climb up" to a seated position. Handle size 12" x 12" (30 x 30cm) 150 lbs. (68kg) can be suspended on handle.



CE

16H256A UNI-FIT EXTENSION 8' TO 10'

Uni-Fit Extension increases height range from 8' to 10' (244 to 305cm)

Note: Does not work with 16H254.A Super Trapeze.



NEW!



16H289

WAVERAIL - BEDSIDE ASSIST HANDRAIL

Easy to use and comes with a convenient storage pouch. Easy assembly - For home and travel. Contoured padded handrail (contains no latex). Helps you sit up, reposition, balance, stand or transfer. Similar to other bedrails in its class. Fits all bed widths: single to king, with safety straps included. Adjustable to two heights: For standard size mattress, height from top of box spring : 15" (38cm); For pillow-top mattress, height from top of box spring: 20.5" (52cm). Width: 18" (46cm); Length under mattress: 31.5" (80cm). Maximum weight capacity: 300 lbs. (136kg).



RETAIL BOX



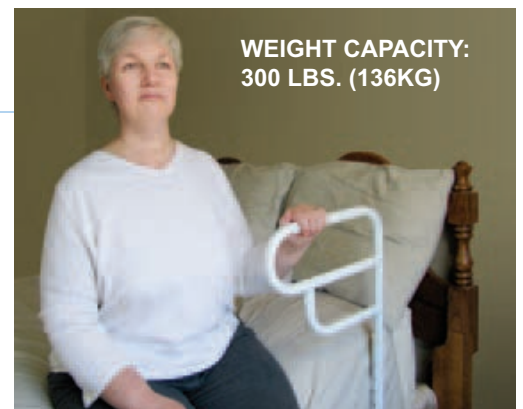
16H257A SMART-RAIL FOR BOX SPRINGS

Your key to bed mobility and independence! For many of us, getting in and out of bed can be quite a chore. The Smart-Rail™ is an innovative bed assist rail designed for those of us requiring a little help for moving, standing and transferring in and out of bed. Unlike fixed-style bed rails, our Smart-Rail™ can unlock and pivot outward to provide better standing support with less reaching and twisting. Works on either side of bed. 32" x 24" (81 x 60cm) Supports 250 lbs. (114kg). Fits twin to king size beds.



16H400A HOME STYLE ARCORAIL

Arcorail now includes an improved hand rail section offering two handle heights. The Arcorail system offers mobility, support, security and convenience. It is the perfect bed accessory for getting in and out of bed and repositioning while in bed. No tools are necessary to attach Arcorail to the bed. It is lightweight, yet strong and sturdy! The height is easily adjusted and the bed can be made with the rail in place. The Arcorail handle rotates 360°. Fits standard or pillow top mattresses in king, queen, double, single and twin beds with angle iron frames.



**WEIGHT CAPACITY:
300 LBS. (136KG)**



CE



Bedroom Accessories

Bed Ladders

A bed ladder is a simple self help device which assists a person with poor muscle tone to raise themselves up in bed.

16H021 ALL WEBBING LADDER 🍁

Made of 2" (5cm) webbing with loops every 7½" (19cm). Overall length is 60" (152cm). One end loops over the bed post or around the bed leg.

16H022-1 BED LADDER, 48", ACRYLIC RUNGS 🍁

Made with four easy-to-clean, clear acrylic rungs that are ¾" (1.9cm) thick, 8" (20cm) long and spaced 7" (18cm) apart. Place the nylon loop around the bed post or bed leg and the user can easily pull themselves upright without assistance. Overall length is 48" (122cm).

16H023-1 BED LADDER, 72", ACRYLIC RUNGS 🍁

Same as above but has five acrylic rungs and an overall length of 72" (180cm) which is beneficial when fitting modern thicker mattresses.



Bed Pads


19N021A DELUXE BED PAD 🍁

Protect bed linens, mattresses and other surfaces from moisture and staining. This pad offers soft brushed polyester against the skin with 10 oz. polyrayon soaker for maximum absorbency. Outer waterproof layer is vinyl backed polyester. Machine washable, tumble dry. Size: 33" x 33" (84 x 84cm).

19N022A BED PAD WITH HANDLES 🍁

The handles on this bed pad help to turn patients in bed. Poly/cotton against the skin with 7oz. soaker for good absorbency and waterproof vinyl backing. Machine washable, tumble dry. *Warning: Do not try lifting the patient with the handles. This is not a transfer device.* Size: 34" x 33" (86 x 84cm).


Also see Chair Pads
on page 46



Soft Landing Mat

15E083A PARSONS SOFT LANDING MAT 🍁

Greatly reduce the danger of injury if a patient falls out of bed. This 2" (5cm) thick pad will soften the fall. The mat folds in the middle for easy storage and has carry handles. The front edge is tapered to allow a wheelchair to ride onto the mat and to reduce the danger of people tripping on it. Durable vinyl cover for easy cleaning. Anti slip base. Hook and loop fasteners are provided for attaching to the bed legs. Measures 30" x 72" x 2" (76 x 183 x 5cm). Weighs 7.8 lbs. (3.5kg). Colour may vary.



BED RAIL BUMPER PADS

Designed to reduce the risk of pressure sores, bumps and bruises for the bed ridden patient. These pads are made of 1" thick flame retardant foam, covered in anti-microbial, flame retardant vinyl. They use hook & loop fastener for convenient attachment and maintenance. New full top flap design helps prevent the pad from slipping to the end of the bed rail. All sizes are 14" (36cm) high. Sold in pairs.

18H010 36" PADS (91cm)

18H011 48" PADS (122cm)

18H012 62" PADS (158cm)

18H013 72" PADS (183cm)



16H193

BED BLANKET SUPPORT

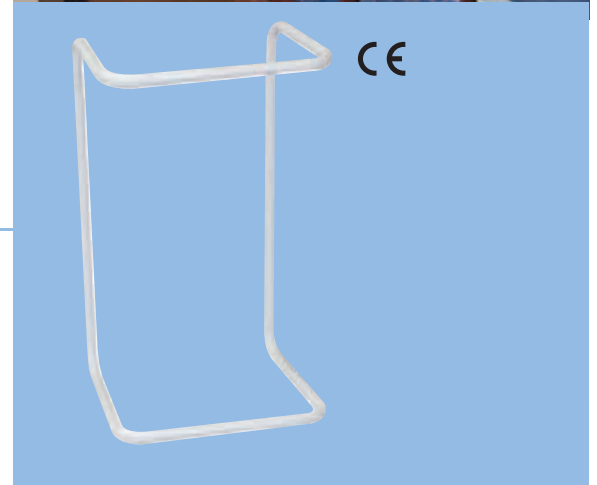
The bed blanket support eliminates the weight of blankets on feet and ankles. Tucks easily under the mattress. Strong tubular, one piece steel frame $\frac{3}{4}$ " (2cm) diameter. Durable white epoxy finish. 15"H x 19"W x 10"D (38 x 48 x 25cm). Weighs 2.5 lbs. (1.1kg).



16H193-2

BED BLANKET SUPPORT, TAKE DOWN

Take down blanket support has a four (4) piece steel frame $\frac{3}{4}$ " (2cm) diameter and extra height for higher blanket support. Durable white epoxy finish. 21 $\frac{1}{2}$ " H x 14" W x 12" D (55 x 36 x 30cm). Weighs 3.8 lbs. (1.8kg).



16H300A

DELUXE ADJUSTABLE BLANKET SUPPORT

An attractive lightweight aluminum blanket support with a bronze finish. The support frame adjusts up to 23" (58cm). Just insert the base between the box spring and mattress. Does **not** fold flat.



**Personal Safety Alarms and Fall Management products
on pages 14 to 17.**



Stocking Aids

If you cannot reach your socks or stockings to pull them up, then this is the answer. A sock or stocking is pulled over the flexible blade, then insert your foot and pull on the straps to bring the sock over the heel and up the leg. A little talcum powder lets your heel slide more easily on some stocking aids.



16D005 STANDARD STOCKING AID

A flexible sock aid with nylon webbing straps. Curved shape holds stocking on the aid while pulling it up your leg.



16D037A DELUXE RIGID SOCK AID

Helps put on socks, stockings and compression stockings without bending. Made of formed ABS plastic that holds its shape and has soft foam grip handles with braided cords which may be cut and retied to adjust the length, makes it easy to use.



16D030 FOLDING STOCKING AID

A revolutionary stocking aid with features intended to overcome the shortcomings of older models. Moulded into the blade are two hinges, which allow the side wings to fold, combining the benefits of both a flat stocking aid (easy to store) and a hard gutter shape (easy to use). With both wings folded, it is extremely easy to slide the stocking aid into the stocking. Then the wings are folded open to form a tunnel making it easy to slide the stocking over your foot. Large hook areas grip the stocking as it is being pulled up the leg. The centre panel has raised pebbled slide strips to reduce the friction of your bare heel on the plastic. A large perimeter bead protects stockings from snagging and runs. Wide web straps are easy on hands. The tip acts as a long shoehorn to reduce bending when putting your shoes on.



16D006 TERRY COVERED STOCKING AID

Slits in the plastic core allow bending around the heel. Blue nylon inside reduces friction and outside terry covering holds sock or stocking firmly until it is on. Two pull straps with hand loops permit one handed application. Washable.





16D008A
SOCK HORSE / SOCK AID

Helps you put on your socks quickly and easily. Easiest and fastest sock tool on the market. Extra-long handle with ribbed thumb grips and ergonomic hand contour. Doesn't stretch out socks – just the top of the sock goes on the grips. Two tools in one – the bottom guides can be used as a long-handled shoehorn. Suitable for use with most types of men's and women's socks. Measures 18" (45.7cm) long.




16D029 **COMPRESSION STOCKING AID** 🍁

Designed to take the struggle out of putting on compression stockings. Made of steel with smooth plastic coating. Convenient handles greatly assist in pulling the stocking up. Simply stretch the stocking over the column, insert toes and pull up with a continuous motion. Stocking Aids reduce bending and increase independence while dressing. Inside column width is 4" (10cm).

16D027 **PARSONS "EXTRA" COMPRESSION STOCKING AID** 🍁

All the benefits of our 16D029 Compression Stocking Aid plus: an extra 3" (7.6cm) handle height for an overall height of 17" (43.2cm) to further reduce the bending required to pull up your hosiery. An extra 10° angle of inside column to further assist the placing of your foot into the stocking. The inside column width has been increased to 5" (12.7cm) to for users with wider calves.





16D045
HEAVY DUTY LEG LIFT STRAP 🍁

A simple and practical way to lift a leg onto a bed or a wheelchair footrest. A 35" (89cm) long strap with a loop at each end. One loop is placed over the wrist and the other end is placed over the foot or cast. The centre section has a rigid aluminum slat inside. Made of 2" (5cm) wide webbing for comfort. 6½" (16.5cm) loops. Latex free.



KIT SEE PAGE 57

16D039A
BENDABLE LEG LIFT STRAP

This 42" (105cm) leg lifter is made of heavy duty reinforced nylon webbing with an aluminum rod to help place the loop over the foot. The loop bends to accommodate any size cast or foot. Great for patients recovering from surgery, back problems or weak hip flexors.



ELASTIC SHOE LACES

LATEX

These elastic laces allow shoes to be pre-tied and then slipped on or off easily. They also allow tired feet to swell without restricting circulation. 2 pair / pkg. Recognized by the Canadian Association of Occupational Therapists.

KIT SEE PAGE 57



18" (46cm)	16D002	Black	16D042	White	16D032	Brown
24" (61cm)	16D003	Black	16D043	White	16D033	Brown
30" (76cm)	16D004	Black	16D044	White	16D034	Brown
37" (94cm)	16D004-1	Black	16D044-1	White		



SPRING SHOE LACES

LATEX

The tie-less shoe laces. The unique coiled elastic lace design lets you slip shoes on or off without untying or retying. These laces stay snug yet feel uniformly comfortable. No more dangling laces means safety. 1 pair / pkg.

16D050 WHITE 16D051 BROWN 16D052 BLACK



16D015A **SHOE REMOVER, Plastic**

Facilitates easy shoe removal without bending over. Also keeps hands off dirty boots. For added help with lace up or tight shoes, we suggest a long shoe horn and elastic shoe laces.



Shoe Horns & Dressing Sticks



A 16D013 DRESSING STICK

The push/pull hook on one end is helpful with many articles of clothing. The other end has a zipper pull. 24" (61cm) wooden shaft.

B 16D016 DELUXE SHOE HORN

Shoe horn mounted on a flexible spring which ensures that no matter what angle the shoe horn is held the foot can easily slip into the shoe. 24" (61cm) long.

C 16D017 LONG METAL SHOE HORN CE

A one piece white epoxy coated steel shoe horn 24" (61cm) long with a handy hang up hole. Recognized by the Canadian Association of Occupational Therapists.


D 16D019-1 PLASTIC SHOE HORN

Strong flexible plastic shoe horn 24" (61cm) long with a handy hang up hole. Latex free. Blue.

E 16D060 DRESS EZ

Designed with a high strength plastic push-pull S-hook at one end and a long handled shoe horn at the other end. A large comfortable foam grip covers the entire handle. The inside shaft is resilient plastic which will flex if accidentally sat upon or stepped upon. 30" (76cm) length.

Post Operation Kit



NOTE: NO SUBSTITUTION OF ITEMS IN KITS.
ITEMS IN THIS KIT ARE ALSO SOLD SEPARATELY.

16D500 HIP / KNEE REPLACEMENT KIT

Six dressing, bathing and household items to assist recovering hip or knee replacement patients. All items help reduce stress on knees or hips. An ideal money saver as well as providing all the necessary equipment to make recovery as comfortable as possible. **Great savings** when compared to buying items individually.


This kit includes:

		Page
16D030	Folding Stocking Aid	54
16D004	Black Elastic Shoe Laces, 30" (76cm)	56
16H041	32" (81cm) Reacher	2
16B122	21" (53cm) Long Handled Sponge	59
16D019-1	24" (61cm) Plastic Shoe Horn	Above
16D039A	Bendable Leg Lift Strap	56



Button Hooks

Button Hooks enable the person with poor dexterity or only one hand to do up buttons.



Easy to clean acrylic button hooks with red ends to assist vision. All are designed to fit easily in purse or pocket.

- [A] 16D022-1 ACRYLIC HANDLE BUTTON HOOK, 6" (15cm) 🍁**
Small loop suitable for shirts and blouses.
- [B] 16D023-1 ACRYLIC HANDLE BUTTON HOOK, 6" (15cm) 🍁**
Large loop suitable for coats and heavy sweaters.
- [C] 16D022ZP ACRYLIC HANDLE BUTTON HOOK & ZIPPER PULL 🍁**
Small loop on one end and a zipper pull assist on the other end, 7" (17.5cm)
- [D] 16D020 DELUXE BUTTON HOOK 🍁**
Small loop, Comfort Grip handle.
- [E] 16D021 DELUXE BUTTON HOOK 🍁**
Large loop, Comfort Grip handle.
- [F] 16D024 BUTTON HOOK / ZIPPER PULL COMBO 🍁**
Small loop, with Featherlite handle.



Zipper Pulls



16D014 ZIPPER PULL TABS 🍁

Large plastic snap on zipper tabs make pulling zippers easier. 6 /pkg.



16D011 COMFORT GRIP ZIPPER PULL 🍁

Enables people with poor dexterity to hook and pull zippers independently. Finger bump grip provides extra gripping ability for weak hands.



16D061A BUCKINGHAM BRA-ANGEL

Women of all ages with upper limb restrictions may find it difficult to put on a brassiere independently. The simple-to-use Bra-Angel holds one end of the brassiere securely while the other end is brought around the body. Especially useful for those with the use of only one arm. Works with most brassiere types and is easily adjusted for size. Its telescopic action also allows it to be shortened for storage and travelling. Latex free. Patents pending.





Bathroom

A 16B120 LOOFAH BACK BRUSH

This back scrubber is similar to 16B121 but has a natural loofah pad instead of bristles. Loofah pad can be removed and hand held. Length 16½" (42cm).

B 16B121 SCRUB BRUSH

A natural bristle back scrub brush with wooden handle. Brush may be removed from the handle and used as a massage brush or a hand held scrub brush. Length 16.5" (42cm).

C 16B122 PARSONS LONG HANDLED SPONGE 🇨🇦

A colourful rectangular sponge mounted on a lightweight epoxy coated aluminum handle. Vinyl hand grip reduces slipping from wet hands. Length 21" (53cm). Colours may vary.

D 16B123 PLASTIC HANDLED BATH SPONGE

A double sided, double textured, white & blue sponge. Long white curved handle. Large hanging hole also serves as a convenient hand grip. Length 19" (48cm).

E 16B160 PARSONS DELUXE BATH SPONGE 🇨🇦

This deluxe sponge has the same helpful angle as 16B122 combined with a clear acrylic rod for reduced weight. Soft foam handle that retains its grip even when wet and soapy. Length is 20" (51cm). Recognized by the Canadian Association of Occupational Therapists.

F 16B125 EXTRA LONG HANDLE SPONGE 🇨🇦


Take the stretch and bend out of household cleaning with this extra long handled sponge. The sponge is mounted on a stiff yet lightweight white aluminum shaft. 30" (76cm) long.

G 16G010 PARSONS WASH MITT, ELASTIC CUFF 🇨🇦

Non allergenic white terry cloth wash mitt with elastic wrist and a soap pocket. Loop for hanging or can be pulled on with teeth for one handed washing. Fits either hand.

H 16G012 PARSONS BACK SCRUBBER 🇨🇦

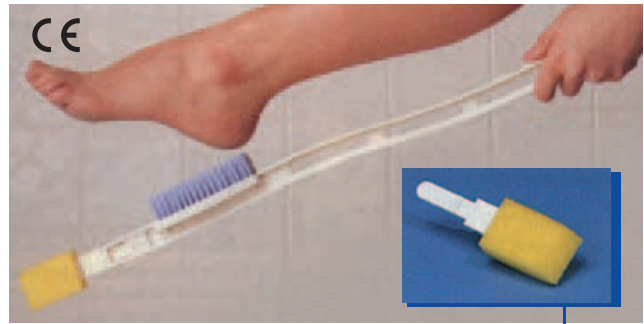
Multi-layered pad of white non-allergenic terry cloth with hand loops on each end. Makes back scrubbing easy. 4" x 15" (10 x 38cm) with two 15" (38cm) long straps.



16G017A

DR. JOSEPH'S FOOT BRUSH

If you have trouble reaching your feet during bathing Dr. Joseph's foot brush is very helpful. The overall length is 25" (64cm), which makes it easy to scrub your feet. The replaceable tip is good for washing or drying between the toes. Ideal for diabetics whose feet are particularly susceptible to ulceration and infection because of a loss of sensation. Lightweight, 8oz (230 grams) with a slight curve to the handle to make it easy to use.



16G017-1

REPLACEMENT SPONGE TIP

Snap-in sponge for use with 16G017A shown above.

16B085

NO-SLIP SAFETY STRIPS

These textured strips are excellent to prevent you from slipping in either bare feet or shoes. Use them in the tub or shower, around a pool or on wheelchair foot plates. White, 6 strips per pkg. Size 3/4" x 17" (2 x 43cm). No Latex.



16B084 RUBBER BATH MAT

A basic item for bathroom safety is a slip resistant bath mat. This full length mat provides safety for the whole length of the tub plus added comfort for those who like to lie down and take a bath. The colour is off white. Size: 16" x 41" (41 x 104cm). No latex.

1355 RUBBER BATH MAT

Our wave design bath mat fits most sizes of bathtub discreetly and securely. Made of 100% rubber, it is durable and folds conveniently out of the way when not in use. Designed with bath seating products in mind, this bath mat adds extra security during hygiene. Measures 31" x 17" (78.7 x 43.2cm).



RETAIL BOX



60

bathroom - foot care, tub safety

Bath Cushion

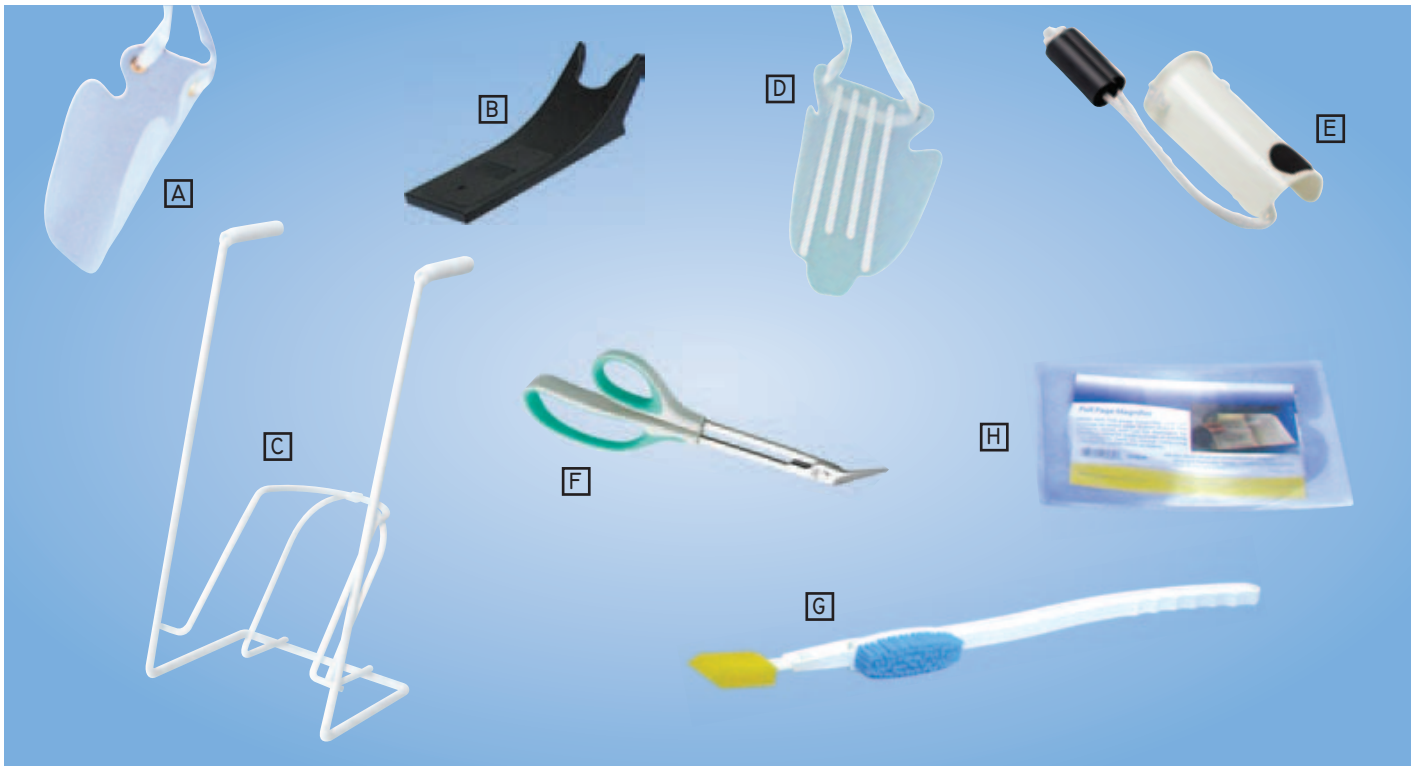
18H005

INFLATABLE BATH CUSHION

Here is a great little luxury item for the bath tub. Great for young and old alike. This pillow has a bonded terry cloth cover for added comfort. Inflate it to your personal preference of firmness. Has a central indentation to help cradle your head. It has four suction cups to stick to the wall or tub. Size 16" wide x 14" x 3" (41 x 36 x 8cm).



Diabetics Products



ITEM	DESCRIPTION	PAGE
A	16D005 STOCKING AID	54
B	16D015A SHOE REMOVER	56
C	16D027 PARSONS EXTRA STOCKING AID	55
D	16D030 FOLDING STOCKING AID	54

ITEM	DESCRIPTION	PAGE
E	16D037A DELUXE RIGID SOCK AID	54
F	16G014A LONG REACH TOE NAIL CUTTER	63
G	16G017A DR. JOSEPH'S FOOT BRUSH	60
H	16H030 FULL PAGE MAGNIFIER	11



Grooming Aids



16G030A ROLL-A-LOTION


The easy way to apply lotion or bath gel to your back without squirming and twisting. Fill the 19 floating balls applicator with gel and use the 17½" (44cm) length to distribute the gel where needed. A cover is provided to protect the gel from spilling between uses.

A 16G005 DELUXE DENTURE BRUSH

A two sided denture brush mounted securely on 4 suction cups to allow one handed cleaning of dentures.

B 16G009 ECONO DENTURE BRUSH

Economy denture brush mounted on 2 suction cups for positioning on the inside wall of the sink.

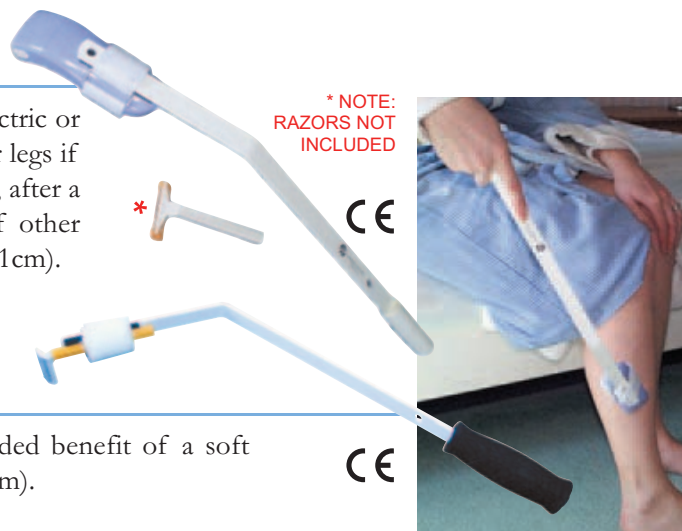


16G022A LADY'S EXTENSION RAZOR HOLDER

Lady's extension razor holder is designed to hold either an electric or a safety razor. This handy aid will assist a person to shave their legs if they have a hard time reaching down. Useful during pregnancy, after a hip operation, etc. May be useful for extending the reach of other tools as well, such as dusters, paint brushes, etc. Length: 20" (51cm).

16G022-1 FOAM GRIP EXTENSION RAZOR HOLDER

This product offers the same benefits as above with the added benefit of a soft foam grip that retains its grip even when wet. Length: 20" (51cm).



A 16G015-1
PARSONS NAIL CARE SET 🍁

A larger nail clipper with emery boards to assist those who may have difficulty with the smaller nail clipper. The emery board is held in place with a spring clip and non-slip pads hold the Lexan base in place to facilitate one hand usage. Two emery boards are included with each set. Base measures 4" x 2¾" (10 x 7cm).

B 16G015
NAIL CLIPPER AND SANDER 🍁

C 16G016 **NAIL BRUSH** 🍁

Especially useful for anyone with poor dexterity or only the use of one hand. Suction cups hold them in place while being used.

D 16G014A **LONG REACH TOE NAIL SCISSORS**

Long Reach Toe Nail Scissors have been ergonomically designed to assist those who have difficulty in bending down to cut their toe nails. The cutting head is angled at 45 degrees to give a more comfortable cutting position, and one blade is slightly serrated to prevent slipping. The long loop handle enables the whole strength of the hand to be used. Overall length 8" (20cm).



The **RFSU Beauty** line of accessories are carefully balanced to give full action power with minimum stress on joints and muscles. They are also manufactured in a single, very light material, polypropylene, which makes the accessories easy to recycle when they are worn out. Other products may be balanced when dry, but become heavy and unbalanced when they absorb water. That's why the Beauty sponges have been designed with a special material which washes effectively without absorbing water. They can be machine-washed at 140°F (60°C). Handles are ergonomically designed to lie against the whole hand. The rubber-like surface prevents the accessory from slipping out of the hand. The overall length of short handled products is 11½" (29.3cm), while the long handled length is 14¼" (36.4cm). The **RFSU Beauty Wash Cloths** have detachable washcloths which makes them easy to clean.

- E** 16G054A BODY WASH CLOTH
- F** 16G055A BACK WASH CLOTH
- G** 16G050A COMB, SHORT
- H** 16G051A COMB, LONG

- I** 16G052A BRUSH, SHORT
- J** 16G053A BRUSH, LONG
- K** 16G056A HAIR WASHER





Modular Bath/Shower Seats

Our modular series of “LOOK” bath and shower seats are the next level in bathroom safety. Pieces can be added or taken away to create the ideal bathroom seating for each individual requirement. All pieces are manufactured with quality, durability and diversity in mind. These seats easily adjust in height by 0.5" (1.3cm) increments to accommodate a variety of users. With an assortment of accessories, the possibilities change as your needs change. Easy to install; Completely modular; Lightweight yet durable.



A 1400 “LOOK” SMALL BATH SEAT

Seat height adjusts from 11.5" to 14.5" (29.2 to 36.8cm). Seating area: 12.5" x 15.5" (37.8 x 39.4cm). Weight capacity: 250 lbs. (113.4kg). Armrest/Small Backrest (Item 1416) can be added to this seat.




B 1405 “LOOK” SMALL SHOWER SEAT

Seat height adjusts from 15" to 21" (38 to 53.3cm). Seating area: 12.5" x 15.5" (37.8 x 39.4cm). Weight capacity: 250 lbs. (113.4kg). Shown with optional Armrest/Small Backrest (Item 1416).



C 1410 “LOOK” LARGE SHOWER SEAT

Seat height adjusts from 15" to 21" (38 to 53.3cm). Seating area: 15" x 13.5" (37.5 x 33.8cm). Weight capacity: 250 lbs. (113.4kg). Shown with optional Large Backrest (Item 1417) and Soap Dish (Item 1418). Armrest/Small Backrest (Item 1416) can also be added to this seat.



D 1416 “LOOK” ARMREST/SMALL BACKREST

This armrest or small backrest measures 9" x 10" x 1.25" (22.5 x 25 x 3.2cm). White only. Fits items 1400, 1405 and 1410.

E 1417 “LOOK” LARGE BACKREST

This large backrest measures 15.5" x 17" x 4" (39.4 x 43.2 x 10cm). White only. Fits item 1410.

F 1418 “LOOK” SOAP DISH

This soap dish measures 11.8" x 4.3" x 1.25" (29.4 x 10.6 x 3.2cm). White only. Fits items 1400, 1405 and 1410.



“LOOK” ALUMINUM LEGS

Adjustable aluminum leg with rubber tip. Diameter: 1" (2.5cm). Sold individually.

1419 SHORT LEG

Adjusts from 9.75" to 13.25" (24.8 to 33.7cm)

1420 LONG LEG

Adjusts from 13.25" to 19.25" (33.7 to 48.9cm)





Adjustable Shower Seats

These adjustable shower seats have an easy to clean design with specially positioned drainage holes for consistent drainage of excess water and rubber suction cup feet for stability. Ergonomic design - they feature holders for a left or right hand-held shower hose and a strong, white blow moulded plastic seat. Seat adjusts in height from 14" to 20" (35 to 50cm). Seat dimensions: 19.5" x 16.5" (48.8 x 41.3cm). Weight capacity: 250 lbs. (113.4kg). Aluminum legs. Replacement rubber suction cup tips are available by ordering item 3691. For optional red handle order item 1463.

A 1460 "LOOK" SHOWER SEAT

Shown with optional Red Handle (Item 1463).

B 1465 "LOOK" SHOWER SEAT WITH BACKREST

Shown with optional Red Handle (Item 1463).

C 1463 "LOOK" RED HANDLE

Handle inner width: 6.5" (16.3cm). Plastic. Red only. Can be added to 1460 and 1465 shower seats.

D 1475 "LOOK" TRANSFER BENCH WITH BACKREST

If mobility is restricted, this modular transfer bench is ideal in helping to safely transfer in and out of the bathtub without fear of slipping or falling. The seat can easily be removed to close a shower curtain/door. With easy-to-install optional accessories (see previous page) such as a soap dish (Item 1418), handle (Item 1416) or armrest (Item 1417), this transfer bench features ergonomically positioned drainage holes for consistent drainage of water as well as an aluminum frame and rubber tips. Removable seat allows shower curtain/door to close. Spare parts and retail packaging available. Seat height adjusts from 15" to 21" (38 to 53.3cm). Seat dimension: 33.5" x 16.5" (83.8 x 41.3cm). Weight capacity: 250 lbs. (113.4kg).

E 1485 "LOOK" BATH TRANSFER BENCH WITH BACKREST

Built with a sturdy plastic seat, an aluminum frame and rubber tips. Seat height adjusts from 17.5" to 22" (43.3 to 55.9cm). Seat dimension: 25.25" x 14" (64.1 x 35.6cm). Weight capacity: 250 lbs. (113.4kg). Replacement rubber suction cup tips are available by ordering item 3691.

F 3691 "LOOK" SUCTION TIPS

Rubber suction cup tips. Diameter: 1-1/8 in (2.9cm). Sold individually.



SHOWN WITH OPTIONAL 1463 HANDLE



Bath Stools & Chairs



16B220A EXTRA WIDE BATH STEP

The extra wide bath step maximizes safety by using a modular, non-slip, stackable design allowing for a customized height. The first step adds 4" (10cm) of height, while the addition of other stackable sections adds 2" (5cm). Each individual section is 4" high x 20" long x 16" wide (10 x 50.8 x 40.6cm). Made of plastic with an EVA foam top for comfort. Weight capacity: 400 lbs. (182kg). Each step sold individually.



16B104A SWIVEL SHOWER SEAT

This bath stool makes it easier to move around while bathing. It has removable and height adjustable aluminum legs with suction tips. The round plastic seat has 5 holes for easy cleaning with a soft seat pad for turning. Seat width: 12³/₄" (32.5cm). Height adj. 18"-25" (45.7-63.5cm). Max. weight: 275 lbs. (125kg).



Hair Wash Accessories

16B096A COMFORT HAIR WASH TRAY

This plastic tray mounts on the shoulders and is held in place via a 35" (89cm) strap which hangs in front of the user for them to hold. It can be used in any home sink, bathroom or kitchen, or with any shampoo basin. The 5" (13cm) wide curved neck rest provides a comfortable support. Water poured on the hair drains into the sink or basin. The tray is 17³/₄" (45cm) long x 13" (33cm) wide with 1¹/₂" (4cm) high sides.

16B098A COMFORT WASH - INFLATABLE SHAMPOO BASIN

Inflatable basin makes it possible to wash a person's hair without removing them from bed. The patient's neck and shoulders are cushioned in the inflatable rings. Handy for home or institutional use. Inflates by mouth or air pump. Heavy duty vinyl. Inflates to 28" wide x 24" long x 6" deep (71 x 61 x 15cm). Includes 4' (122cm) drain hose, plug and instructions.



BATH BOARDS

Find getting into the bath difficult?

A bath board will often be a great benefit. A sturdy bench-like surface, clamped securely across the tub allows the user to sit in the tub and swing their legs over the side of the bathtub. When combined with a variety of other Parsons bathing aids, bathing time will become more pleasurable and safe.

16B067A

MERMAID BATH BOARD WITH HANDLE

The “Mermaid” Bath Board adjusts easily from 17¾" to 28" (45 to 71cm) to fit most bathtubs. It has a wide comfortable contoured seating area which makes it easier and safer to turn and move on the board while getting in and out of the tub.

The textured surface is slip resistant and there are drain holes to help keep water off the seating area. There is a built in soap dish. The total plastic construction is corrosion free and easily cleaned. Anti-slip rubber pads improve the safety and protect the tub surface. Comes complete with safety handle. Adjusts and assembles easily, no tools required, instructions included. Weight capacity: 250 lbs. (114kg). Size 31" x 14" x 1½" (78 x 36 x 4cm).



homecraft *Savannah*



AA1091B SAVANAH SLATTED BATH BOARD


Length 28" (71cm), Width 9" (23cm), Thickness 1" (2.5cm).

FITS BATHS FROM 21" to 27" wide (53 to 67cm).

Made with smooth, reinforced plastic slats the Savannah bath board provides a strong comfortable, quick draining design. The slats are fully sealed against the ingress of water and all fittings are stainless steel, giving a corrosion resistant bath board. The brackets include a serrated face and rubber buffers to help secure the board in place. The bracket may also be angled to position the board further back into the bath. Rubber pads under the slats help prevent the bath board slipping on the rim of the bath. Some assembly required.

16C049A PLASTIC TRANSFER BOARD

Made of heavy-duty white plastic. Easy to clean with no danger of splintering. Features a unique design for easy transfer. Can be used in the pool. It is easy and lightweight to handle. Weight capacity: 500 lbs. (227kg). Size: 8" x 27½" (20 x 70cm).



500 lbs.
(227kg)



Shower Heads



CLAM SHELL
RETAIL
PACKAGING



16B005A SHOWER HEAD

Hand held shower head with push button control, wall bracket and mounting screws. Extra long **84"** (2.1m) flex hose allows showering or hair washing from a seated position. The hose screws into existing shower head. Includes diverter valve to allow use of original shower head.

16B105A DIVERTER VALVE, WHITE

Non-corrosive construction, diverts water from the shower head to a shower hose. Replacement diverter for 16B005A above.



CLAM SHELL
RETAIL
PACKAGING



16B008

ADJUSTABLE WALL BAR SHOWER SET

This shower head with its extra long 84" (2.1m) flex hose is especially designed for use when the bather is sitting on a shower chair or is reclining in the tub. The diverter valve allows the water flow to be directed to either the original shower head for taking standing showers, or to the hose for seated showers. Water temperature may be tested before directing the spray towards the bather. The on/off switch on the shower head allows water flow to be safely turned off from a seated position. The wall bar bracket will instantly adjust the shower height at the push of a button. A convenient soap dish is provided. Comes in attractive retail packaging.



INCLUDES
DIVERTER
VALVE



SUCTION TUB BARS

Enter and exit a wet, slippery tub safely and with confidence. These tub bars attach with unique dual suction cups that are easy to attach, remove or relocate by using the flip-up release tabs. A red/green indicator signals when the adherence of the bar needs to be reset for your greater safety. Overall width is 3³/₄" (9.5cm). Opening is 2" (5cm) high.

16B202A 12" (30cm) length overall

16B203A 24" (61cm) length overall



SAFETY INDICATOR



CAUTION: Suction Bars are to be used as a balance assist only, NOT for body weight leverage.



Parsons Grab Bars



NOW IN RETAIL PACKAGING!



Made of 1" diameter x .049 wall steel tubing. The 11 gauge flange is securely silver soldered to the bar. These chrome straight bars are knurled for a sure grip and triple plated for long lasting beauty. For added safety the bars are only 1 1/2" (4cm) from the wall. Left hand grab bars form an L shape when mounted, right hand are a backwards L "J".

12" Straight	16B130A	24" Straight	16B134A
16" Straight	16B131A	32" Straight	16B135A
18" Straight	16B132A		
16" x 24" Left Hand L	16B136A-2		
16" x 24" Right Hand J	16B138A-2		



Grab Bars



LOOK grab bars come in a variety of shapes and sizes to offer support and leverage in and around the bathroom. These steel grab bars feature a diamond knurl finish that provides a sure grip even when wet and a rust resistant, triple chrome-plated finish that ensures years of trouble-free use. These grab bars come complete with mounting hardware. Available in fixed, adjustable and hidden flange.



FIXED FLANGE



ADJUSTABLE FLANGE



HIDDEN FLANGE



1700



	FLANGE STYLE			SIZE	BEND
	FIXED	ADJUST	HIDDEN		
1000	1800	1700*		12" (30.5cm)	STRAIGHT
1005	1805	1705*		16" (40.6cm)	STRAIGHT
1010	1810	1710*		18" (45.7cm)	STRAIGHT
1015	1815	1715*		24" (61cm)	STRAIGHT
1020	1820	-		32" (81.3cm)	STRAIGHT
1025	1825	-		36" (91.4cm)	STRAIGHT
1100	1900	-		12" x 12" (30.5 x 30.5cm)	45°
1105	1905	-		24" x 16" (61 x 40.6cm)	90° RIGHT
1110	1910	-		24" x 16" (61 x 40.6cm)	90° LEFT
1115	-	-		32" x 16" (81.3 x 40.6cm)	90° RIGHT
1120	-	-		32" x 16" (81.3 x 40.6cm)	90° LEFT

*LIMITED QUANTITIES AVAILABLE





Bathtub Safety Rails

LOOK bathtub safety rails are designed to provide added stability when getting in and out of the bathtub. Manufactured under ISO9002, these safety rails feature an easy-to-use locking mechanism and convenient handle heights allowing for a seated grip position. Surprisingly easy to install. Nonskid rubber pads protect the tub wall and provide a sure grip.

A 1250 "LOOK" BATHTUB SAFETY RAIL

Steel with powder coated white finish. Handle width: 5.5" (13.75cm). Handle height: 15" (37.5cm). Adjustable clamp width: 3" to 6.5" (7.5 to 16.3cm). Weight capacity: 250 lbs. (113.4kg).

B 1255 "LOOK" INVERSE BATHTUB SAFETY RAIL

Steel with powder coated white finish. Handle width: 5.5" (13.75cm). Handle height: 15" (37.5cm). Adjustable clamp width: 3" to 6.5" (7.5 to 16.3cm). Weight capacity: 250 lbs. (113.4kg). Inverse handle position from item 1250 (above).

C 1260 "LOOK" TALL BATHTUB SAFETY RAIL

Made of a durable yet lightweight plastic. Waterproof construction. Handle width: 8" (20.3cm). Handle height: 16.5" (41.9cm). Adjustable clamp width: 3" to 6" (7.5 to 15cm). Weight capacity: 250 lbs. (113.4kg). White.

1261 CLAMP & ADJUSTMENT KNOB SET, NOT SHOWN

Replacement set for items 1260 and 1265.

D 1265 "LOOK" STANDARD BATHTUB SAFETY RAIL

Made of a durable yet lightweight plastic. Waterproof construction. Handle width: 8" (20.3cm). Handle height: 12" (30.5cm). Adjustable clamp width: 3" to 6" (7.5 to 15cm). Weight capacity: 250 lbs. (113.4kg). White.

REPLACEMENT RUBBER PADS, NOT SHOWN

1266 Replacement pad for items 1250 and 1255.

1267 Replacement pad for items 1260 and 1265.



16B237A BATH TUB GRAB BAR

Features 1" (2.5cm) heavy gauge steel construction, powder coated to withstand corrosion. It has a rubber grip to lessen the threat of slipping when getting out of the tub. Non marring rubber pads protect the tub's finish. Overall height is 19" (47.5cm). Height over the tub is 14½" (37cm). Width is 7¾" (19cm). Clamp adjustment is 2¾" to 6½" (7 to 16cm). Weight capacity is 250 lbs. (114kg).





AA2000 DEVON FOLDING SUPPORT RAIL, 22" (55cm) long

AA2002 DEVON FOLDING SUPPORT RAIL, 30" (76cm) long

Support rail folds up against wall when not in use. Rail attaches to a plate that is fixed to the wall. Held up when not needed by a spring-loaded cam. 1" (2.5cm) epoxy-coated steel tube treated against corrosion. Supports up to 147 lbs. (67kg).

AA2012

DEVON MARK II DROP DOWN RAIL

Larger diameter 1¼" (3.2cm) rail folds up against the wall when not in use. The 30" (76cm) long rail attaches to a plate fixed to a wall.

16B244A FOLDING SUPPORT RAIL 28"

This support rail folds against the wall when not in use. It provides a secure grip and the toilet paper holder is attached for convenience. Epoxy coated steel tube. Weight capacity: 200 lbs. (91kg). Rail length is 28" (71cm) x 1" (2.5cm) diameter.

AA2026 DEVON ADJUSTABLE FLOOR MOUNTED RAIL

The post measuring 44" (111.8cm) in height is welded to a 10" x 6" (25.4 x 15.2cm) floor plate which is securely fixed to the floor. The 30" (76cm) long epoxy-coated steel rail folds up when not in use. Weight capacity: 279 lbs. (127kg).





16B080 CLIP-ON TOILET PAPER HOLDER 🇨🇦

Snap this paper holder on to the frame of a commode or handrail around an elevated toilet seat. May be locked in place with rubber retainer rings or left to snap on and off. Fits up to 1" (2.5cm) diameter rails. (Note: Does not fit P.T. Rails)

AA2018 DEVON RAIL WITH FOLDING LEG

This support rail folds up against the wall when not in use and has a leg for additional support. Leg adjusts in height from 31" to 38½" (79 to 98cm), in 1" (2.5cm) increments. Slip-resistant rubber foot increases safety. Weight capacity: 147 lbs. (67kg). Support rail: 1¼" (3.2cm) diameter; 30" (76cm) length.

PARSONS ADL RECOMMENDS PROFESSIONAL INSTALLATION FOR ALL BATHROOM RAILS



Toilet Frames



14A098A BUCKINGHAM FOLDEASY

A fully folding and adjustable portable toilet frame. Provides huge cost savings over traditional toilet frames that need to be fixed to the floor. Folding foot paddles sit flush to the floor so that the weight of the user standing on them holds the frame firmly in place. Arm rests designed to aid the user to sit and stand with greater ease and comfort.

Height adjusting mechanism makes it

suitable for all types of toilets and environments. Folds in on itself easily and in seconds to make it fully portable - great for travelling. Unit weighs 13 lbs. (5.9kg). Weight capacity: 350 lbs. (160kg). Dimensions: 20 $\frac{1}{4}$ " (51.4cm) width between arms; 20" (50.8cm) from back bar to front support; height adjustable 26 $\frac{3}{4}$ " to 34 $\frac{3}{4}$ " (67.9 to 88.3cm) floor to top of arm at highest point. Weighs 13.5 lbs. (6kg).



Foot paddle fits
round and square
toilets



16B242A TOILET SAFETY RAIL

Add extra support to a standard toilet with this anodized aluminum toilet safety frame. The frame attaches under the toilet seat using the hardware already mounted on your toilet. Adjustable height with a range from 25 $\frac{1}{2}$ " to 29 $\frac{1}{2}$ " (65 to 75cm). The inside arm width is adjustable ranging from 18" to 22" (46 to 56cm). The arms are held into the Arm Bracket (aluminum extruded bracket) by push button for easy installation and removal. The arm rests are moulded plastic for added comfort. Weight capacity: 250 lbs. (114kg).



Commode Assistance

 **NEW!**

1645 RAISED TOILET SEAT WITH ARMRESTS, 5" (12.7cm) HEIGHT

Manufactured under ISO9002, these raised toilet seats are made to the highest standards. They feature a front locking mechanism for easy installation and have a rear anchoring system for maximum stability. This model is equipped with comfortable padded arm supports well positioned to assist in lowering and rising. Seat dimensions: 16.5" x 15" (41.9 x 38cm). Width between the armrests: 19.5" (48.8cm). Weight capacity: 300 lbs. (136.1kg).



**RETAIL
PACKAGING!**



16B040A HERDEGEN ADJUSTABLE COMMUNE CHAIR

CE

Modern design offers a high degree of comfort and hygiene. Powder coated structure with waterproof PVC covered upholsteries. Thickly padded seat is fully removable for easy cleaning. Width between arms is 20" (51cm). Seat is 17½" x 15¾" (44 x 40cm) with a 10¼" x 8¼" (26 x 21cm) oval hole. Overall size is 34" x 24" x 21¼" (86 x 61 x 54cm). Seat height is adjustable from 18" to 25" (46 to 64cm) from floor. Weight capacity: 286 lbs. (130kg).




**PAIL REMOVES
FROM TOP OR SIDE**

SEE PAGE 74 FOR COMMUNE LINERS



Bathroom Accessories



16B029
PARSONS CARRY BAG 
FOR RAISED TOILET SEATS

Take your 2" (5cm) or 4" (10cm) Parsons raised toilet seat with you. This carry bag is constructed of durable nylon that will hold your toilet seat even with the brackets left on. The bag measures: 17" (43cm) long x 17" (43cm) wide x 6" (15cm) deep. A carry handle is built-in for extra convenience. Can be cleaned by wiping with a damp cloth. Black only.

16B078A
P-GUARD

Soft plastic cup deflects urine down into the toilet bowl for neater toileting. The P-Guard fixes to the outside of the toilet bowl with an adhesive pad. It can also be securely screwed to the front of a raised toilet seat or commode chair. The P-Guard can be easily removed for positioning on the toilet or for cleaning. The flexible link allows the cup to be positioned for each individual.




GORDON
ELLIS
& CO

CE



16B024A
COMMUNE LINERS, PACKAGE OF 7

Each package includes seven disposable liners. Each liner will hold up to 64 ounces of liquid and/or solid waste. Includes handy tie handles for easy removal.



16B320A

BIG JOHN TOILET SEAT WITH LID

A new economical version of the Big John toilet seat. This is an ideal toilet seat for people who are large framed, senior citizens or the physically impaired. Stylish, ergonomic design has a more comfortable opening and a contoured sitting surface that is roomier than any other toilet seat on the market. Made from the highest-grade plastic, it offers long lasting durability as well as stain and chemical resistance. Fits on standard toilets, round or elongated. Durable, high impact ABS hinges. Stabilizing “synthetic rubber bumpers” that grip the porcelain, keeping the seat from shifting. Rated at 800 lbs. (364kg).



16B004A

TOILEVATOR™

When life dictates the need for an elevated toilet seat, Toilevator™ provides a safe, economical and hygienic answer. The addition of the Toilevator™ elevates the toilet in a non-obtrusive, aesthetically pleasing manner which can be comfortably used by the whole family. The Toilevator™ is 12" x 24" (30 x 61cm) and will provide 3½" (9cm) of additional height to any standard 14" - 15" (35 - 38cm) tall toilet, round or elongated bowl. The Toilevator™ can be painted, by first providing an undercoat with “Preprite Anchor Bond”. This undercoat is available wherever Sherwin Williams paint is sold.

Kit includes: Toilet spacer, soil pipe extension, 2 longer “T” closet bolts, 2 oval washers & caps, 4 hex nuts, 2 wax seals, flexible water supply line and instructions for installation. The Toilevator™ has a 500 lb. (227kg) maximum weight limit.

16B325A

TOILEVATOR™ GRANDE

Same as above. 15¼" x 28¾" x 3½" (38 x 72 x 9cm).



Installation kit included



Raised Toilet Seats



PARSONS RAISED TOILET SEATS, NO LIDS

Parsons 2" (5cm) and 4"(10cm) raised toilet seats (without lids) have a gently contoured design making getting on and off the toilet easier. The Parsons RTS have all sealed plastic construction to ensure easy cleaning, strength and durability. They feature large front and rear cutouts to facilitate personal cleansing. These Parsons RTS can be put in place and removed quickly through use of large adjustable brackets. Both are available in a retail box. Weight capacity: 420 lbs. (190kg).

16B025 PARSONS RTS, 2" (5CM)

16B027 PARSONS RTS, 4" (10CM)

16B026-1

REPLACEMENT BRACKETS, PAIR

Fits both Parsons RTS 16B025 and 16B027.

RETAIL PACKAGING!



SEE PAGE 74 FOR PARSONS RTS CARRY BAG

16B030A

CONTACT PLUS SOFT TOILET SEAT

A soft toilet seat for those that need relief from pain. Attaches to toilet bowls by compression, providing warm, soft, padded comfort. In most situations the existing toilet seat can be lifted and remain installed. "Contact" is pressed down and onto the bowl and easily lifts off again. 4½" (11cm) elevation. Supports 330 lbs. (150kg).



16B031A

CONTACT PLUS SOFT TOILET SEAT WITH LID

Same as above with hinged, moulded plastic lid.

CE



76

bathroom - raised toilet seats

Savanah Seats with front and rear cut outs

Contoured design increases user comfort. Smooth finish assists with transfer. Gentle forward slope makes getting on and off easier. Large front (4½" wide) and rear cut-outs provide for convenient personal hygiene. Deep splashguard minimizes soiling. Strong, lightweight plastic seat is warm to the touch. Fully sealed unit resists stains and odours.

All seats can be put in place and removed quickly. Large fluted adjustment brackets make fitting and removal quick and easy. 15¾" long x 16" wide (40 x 41cm). Supports up to 420 lbs. (191kg). Designed to fit most toilets.

The 2" (5cm) and 4" (10cm) Savanah seats are available with moulded plastic lids which greatly enhance the seat's appearance.

All Savanah seats secure to the toilet bowl with two strong, adjustable brackets on the sides and a lip bracket on the front. Bonded, slip resistant rubber buffers keep them firmly seated on the porcelain.



08-163-2025

REPLACEMENT ADJUSTMENT BRACKETS

Fits 2" (5cm), 4" (10cm) and 6" (15cm) Savanah seats. 2/pkg.



Raised Toilet Seats

NEW!

1640 RAISED TOILET SEAT, 5" (12.7cm) 

Manufactured under ISO9002, this raised toilet seat is made to the highest standards. Featuring a front locking mechanism for easy installation and a rear anchoring system for maximum stability. Seat dimensions: 16.5" x 15" (41.9 x 38cm). Weight capacity: 300 lbs. (136.1kg). White.



NEW! RAISED TOILET SEATS

These one-piece moulded raised toilet seats with antibacterial protection are designed to allow total immersion for cleaning. Available in three seat heights, they are easily fitted to a toilet in seconds. Removal is equally simple. The gently contoured seats are shaped to distribute a user's weight over a great area that will not only help to hold the occupant in position, but will also be durable enough to cope with the heaviest user. A wide frontal opening allows easy access for personal cleaning. Weight capacity: 420 lbs. (190kg).



1632 RTS, 2" (5cm)

1634 RTS, 4" (10cm)

1636 RTS, 6" (15cm)



NEW!



Our LOOK series ABS plastic raised toilet seats feature a deep splash guard for hygiene and non-slip rubber pads moulded into the adjustment brackets to securely hold the occupant in position. These raised toilet seats are easily fitted to the seat without removing the existing seat. With a high weight capacity, the raised toilet seats are a simple way to minimize excessive bending for those with limited mobility. Weight capacity: 300 lbs. (136.1kg).



	NO LID	WITH LID
2" (5cm)	1662	1663
4" (10cm)	1664	1665

2" (5cm)

1662

1663

4" (10cm)

1664

1665

1665 WITH LID



1663 WITH LID





Apply ointment



Toileting



Bathing



Storage bag



Shaving

16B089A FREEDOM WAND PERSONAL HYGIENE WIPE

Designed as a personal hygiene aid for toileting, applying ointment and bathing. Four extendable fingers can grip toilet paper, razor, or bath sponge. Push button extension tube can be easily removed as needed to shorten the length. Length is 14" with handle and grip; 21" with extension. Includes handle, extension, grip attachment and storage bag. Accessories not included.

16B089-1 FREEDOM WAND 4" EXTENSION



16B089-2 FREEDOM WAND SECURITY STRAP



Grip shown not included.



1

WRAP TISSUE AND PRESS INTO GRIP



3

AFTER WIPING, DEPRESS HANDLE TO RELEASE TISSUE

16B082A BUCKINGHAM EASYWIPE



A new, innovative design to ensure personal hygiene for those who find reaching difficult. Its research-led ergonomic shape helps those with limited dexterity. The rounded, soft and smooth design has a simple, uncomplicated mechanism which grips the toilet tissue firmly and releases it cleanly - no need to touch the tissue after wiping. Works equally well with toilet tissue or wet wipes. Simple to use and easy to clean. Carry case included. Latex free. Patents pending Overall length: 15" (38cm).



16B083A COMPACT BUCKINGHAM EASYWIPE

Same as above but folds for travel and easy storage. Folds to 7½" (19cm) and can be stored in the included hard compact carrying case.



16B090A ECONO LONG REACH COMFORT WIPE




The ergonomic shape helps those with limited dexterity. The soft

flexible head grips toilet paper, tissue or pre-moistened wipes securely. Simply push unique release button on end for fast, sanitary disposal. Overall length of 15¼" (38cm) extends your reach for better cleansing.

16B079A BOTTOM BUDDY

The Bottom Buddy is a comfortable, effective and simple solution to achieving personal cleanliness when reaching is difficult. The soft flexible head grips any tissue or pre-moistened wipe securely and releases the tissue or wipe with a push of a button in the ergonomically designed handle. Total length is 14" (35.3cm). A storage bag is included.



16B081A SWEDISH TOILET AID

A practical tool for people unable to reach and bend to use toilet paper. Paper is wrapped around the one jaw and held in place with the spring action of the other jaw. Once used the paper may be dropped by opening the jaws.



Personal Hygiene

16B020 MALE URINAL WITH COVER

Open handle provides easy grip, hangs on bed rail. "Urinal" is imprinted on cap to avoid other uses. Translucent material permits visual measurement of contents in ounces or cubic centimeters. Capacity: 32oz (1000cc). 10½" x 4" (27 x 10cm). Sterilizable, but NOT autoclavable.

16B022 BED PAN

Stackable design allows space saving storage. Large capacity and contoured for comfort. 15" long x 12" wide (38 x 30cm). 1.5 litre capacity. Weight capacity: 200 lbs. (91kg). Sterilizable, but NOT autoclavable.

16B023 SITZ BATH

Comfortably contoured bowl, 60" (152cm) tubing with a shut-off clamp and a calibrated 64oz (2000cc) water container. The tube clamps into the bottom of the bowl. Fits all toilet bowl sizes. Can also be looped onto a faucet for continuous flow. Sterilizable, but NOT autoclavable.



16B016A SUSPENSORY MALE URINAL



Features a "one size fits most" design. Soft latex sheath snaps off for greater comfort and easy care. Unique one-way valve prevents fluid return. Elastic waistband (28" (71cm) before stretching x 2½" (6cm) wide) provides a comfortable, secure fit. Entire unit is washable. Includes deluxe waistband, sheath and 20 oz leg bag with adjustable latex straps.

16B016-1 REPLACEMENT 20 OZ LEG BAG & TUBE WITH STRAPS

For the Suspensory Male Urinal.

16B016-2 REPLACEMENT RUBBER SHEATH

For the Suspensory Male Urinal.

Bath Belt



17S132 MULTI PURPOSE POSITIONING BELT, 2" width 🍁

This belt fits many bathlifts and hygiene chairs as well as many other applications. 2" (5cm) soft 100% nylon white webbing with white plastic buckle attaches to any chair back utilizing our aluminum adjustable belt anchor. Undo a bolt on the chair and use it to attach the belt anchor. Max. length approx. 52" (132cm).



Transfer Aids



CE



- Reduce caregiver injuries
- Safe and secure patient transfer
- Reduces risk of patient falling

14A600A E-Z TURN II DISC

Safe and easy patient transfer from one seated position to another with the E-Z Turn II Disc.

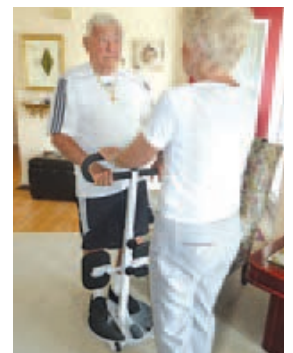


A valuable aid to caregivers in patient transfer situations, reducing the physical strain resulting from repeated bending and lifting. A stable support-aid reducing the risk of the patient falling. Patient transfer is carried out in a safe and dignified manner.

The brakes lock on and release, no need for the care giver to keep a foot on the brake. Now both feet are kept firmly on the floor during transfers. The knee pads pivot to better fit each individual patient and are adjustable to 3 settings for width between the knees. Upper and lower hand grips are padded for a more secure and comfortable grip. The foot plate is reinforced for increased durability.

The E-Z Turn II is positioned in front of the person to be transferred. Built in wheels make the E-Z Turn II portable and maneuverable. The vertical support bar is adjustable from 34½" to 51" (87.6 to 129.5cm) allowing correct user height. The helper locks the brake while holding securely onto the upper handle bar. With knees centrally positioned on the supporting knee pads, the patient grips the lower handle bar and raises himself to an upright position. The E-Z Turn II provides a stable upright support aid for the user to hold. The caregiver is able to transfer the user to a new position with a minimum of exertion. Maximum weight capacity: 300 lbs. (136kg). Unit weighs 46 lbs. (20.4kg).

REPLACEMENT COMPONENTS:

- [A] 14A600-1 BASE ASSEMBLY
- [B] 14A600-2 SWIVEL PAD ASSEMBLY
- [C] 14A600-3 ANTI-SLIP PAD (Set of 5)
- 14A600-4 COMPLETE BRAKE ASSEMBLY (not shown)



FOR INTERIOR USE ONLY



TRANSFER DISCS



PARSONS SOFT TOP TRANSFER DISCS 🇨🇦

Parsons ADL's own "Soft Top" Transfer Discs incorporate a 1/8" (0.3cm) soft but durable neoprene, non slip pad top and bottom to ensure user comfort in either socks or bare feet. The rotating action is similar to a "Lazy Susan" but uses graphite pads instead of ball bearings. Weight capacity is approx. 300 lbs. (137kg).

14A067


12" PARSONS SOFT TOP TRANSFER DISC

14A069

15" PARSONS SOFT TOP TRANSFER DISC

A 14A062 STAND ON SOFT SWIVEL DISC 🇨🇦

This soft transfer swivel disc is covered in an anti-slip material on both sides. It is designed for use as a disc for standing transfers, especially if the patient has tender feet, or is in stocking or slippared feet. Wearing shoes on it will not harm it but it is not recommended. It can also be used as a swivel cushion for sitting on. It is lightweight, thus very portable and because it is flexible it can be easily carried in a suitcase etc. 15 1/2" (39cm) dia. Weight capacity: 350 lbs. (160kg).



B TRANSFER DISC 🇨🇦

An ideal way to transfer anybody, at home or in an institution. Position the disc in front of the person to be transferred. Raise them up, rotate them on the disc, then lower them. The disc works like a 'Lazy Susan'. The disc has a very low profile with a non slip surface top and bottom for safety. The disc rotates on graphite pads so there are no ball bearings to get gritty and prevent free rotation. These discs are designed not to rotate too freely as this would be dangerous and would startle anyone, especially persons with a cognitive disability. Weight capacity: 330 lbs. (150kg).

14A060-1

TRANSFER DISC, 12" (30cm) diameter (not shown)

14A061-1

TRANSFER DISC, 15" (38cm) diameter



14A061-1 SHOWN



TRANSFER CUSHIONS

14A063-1

PADDED SWIVEL CUSHION WITH CARRY STRAP

If back pain makes turning in a car seat or chair a torturous ordeal, help is here. This transfer cushion takes the pressure and strain off your back and hips when turning. It has a soft 1" (2cm) foam padded seat which supports up to 300 lbs. (136kg). It rotates 360 degrees, is lightweight and comes with a carry strap. Diameter: base 15" (38cm), cushion 14" (35.5cm).



CE

14A064A SOFT TRANSFER SWIVEL CUSHION

 **NEW!**

A soft transfer device that conforms to the shape of the seat and swivels with ease. The 17" (43cm) diameter, 1/2" (13mm) thick cushion provides an excellent seating alternative when getting in and out of an automobile is difficult due to back pain or sore hips. Your back remains straight while you simply swivel into position. The top surface is covered with breathable cotton for comfort. The bottom is made of an EPE waterproof material. Very lightweight and portable for easy transporting. Weight bearing load up to 300 lbs. (140kg). Available in navy blue only.



TRANSFER SLING

14A091 4 HANDED TRANSFER SLING

A canvas sling, 36" x 36" (91 x 91cm) with heavy webbing handles sewn into each corner. Allows two care givers to move a patient. Also useful for emergency patient evacuation. Weight capacity: 200 lbs. (91kg).



TRANSFER BELTS

PARSONS BIOSAFE PLUS GAIT BELTS

Features webbing fully encapsulated in Biothane antibacterial coating. Buckles are RF-welded to ensure that bacteria cannot be trapped in stitches. Waterproof, able to withstand sweat, blood-borne pathogens and bodily fluids. Cleanable and will withstand exposure to most institutional cleaning solvents. Parsons ADL's Biosafe Plus Gait Belts are available in 54" (137cm) and 60" (152cm) lengths and in two colours. **For Infection Control.**

16C027-54BL	BLUE	54" (137cm)
16C027-60BL	BLUE	60" (152cm)
16C027-54RD	RED	54" (137cm)
16C027-60RD	RED	60" (152cm)

PARSONS BIOSAFE PLUS TRANSFER BELTS

Parsons ADL's new Biosafe Plus Transfer Belt has the webbing completely encapsulated in Biothane antibacterial coating. Buckles are not sewn on but are RF-welded to ensure that bacteria cannot be trapped in the stitches. These belts are cleanable and will withstand exposure to most institutional cleaning solvents. They are durable with excellent resistance to abrasion, weather, blood, dirt and chemicals. They are also waterproof, able to withstand sweat, blood-borne pathogens and bodily fluids. Parsons ADL's Biosafe Plus Belts are available in 60" (152cm) and 72" (183cm) lengths and two colours: red and blue. **For Infection Control.**

16C023-60BL	BLUE	60" (152cm)
16C023-72BL	BLUE	72" (183cm)
16C023-60RD	RED	60" (152cm)
16C023-72RD	RED	72" (183cm)

TRANSFER BELTS 🍁

A soft webbing belt 2" wide by 60" (5 x 140cm) long with a metal loop at one end and hook & loop at the other. Useful in assisting with transfers. Available in black seat belt webbing or white natural cotton webbing with red and blue stripes.

17S125WH	WHITE	17S125BK	BLACK (NOT SHOWN)
----------	-------	----------	-------------------



PARSONS DELUXE PADDED TRANSFER BELTS 🍁

These Parsons deluxe padded transfer belts offer 1" (2.5cm) of comfortable foam laminate lined with soft Bucktex to ensure breathable comfort and a tough nylon outer shell. The pads are 5½" (13cm) wide. Four padded vertical handle loops and three horizontal webbing loops are spaced around the belt for convenient, safe grip points. The belts are colour coded for quick identification in the rehab department. Only available with plastic side-release (SR) buckle.



- 17S240S SMALL, Blue, 24" - 30" (60 - 76cm)
- 17S240M MEDIUM, Green, 28" - 48" (71 - 122cm)
- 17S240L LARGE, Black, 40" - 64" (102 - 162cm)

PARSONS PADDED TRANSFER BELTS 🍁

These padded transfer belts will assist patient transfers with comfort, dignity and safety for both care giver and patient. The padded areas are lined with Bucktex for soft, breathable comfort. The pads are 5½" wide (13cm). Four handle loops are spaced around the belts for convenient, safe grip points. Colour coded for quick identification in the rehab department. Available with plastic side release (SR) buckle or the extra safe auto buckle.



- 17S140S SMALL, Blue, SR BUCKLE, 24" - 30" (60 - 76cm)
- 17S140M MEDIUM, Green, SR BUCKLE, 28" - 48" (71 - 122cm)
- 17S140L LARGE, Black, SR BUCKLE, 40" - 64" (102 - 162cm)



SIDE RELEASE BUCKLE

- 17S141S SMALL, Blue, AUTO BUCKLE, 24" - 30" (60 - 76cm)
- 17S141M MEDIUM, Green, AUTO BUCKLE, 28" - 48" (71 - 122cm)
- 17S141L LARGE, Black, AUTO BUCKLE, 40" - 64" (102 - 162cm)



AUTO BUCKLE



17S137 GAIT BELT WITH HANDLES 🍁

A soft webbing belt 2" wide by 60" long (5 x 153cm) with a plastic side release buckle and two handle loops to assist the therapist when training patients to walk again.




TRANSFER BOARDS

BARIATRIC TRANSFER BOARD

These transfer boards are constructed of 3/4" (19mm) thick baltic birch plywood for extra weight bearing capacity. The ends are tapered and the complete board is coated in a smooth clear and durable finish.

A 16C055
9 1/2" x 29" (24 x 74cm)
SUPPORTS UP TO 500 lbs. (227kg)

B 16C056
12" x 29" (30 x 74cm)
SUPPORTS UP TO 700 lbs. (318kg)



Bariatrics

TRANSFER BOARDS

Useful for transferring from wheelchair to bed, car seat, bath board etc. Made of multi-laminated birch plywood with a smooth lacquer finish. Ends are tapered and edges are rounded for easily sliding on and off. Thickness: 1/2" (13mm).

16C045 9 1/2" x 24" (24 x 61cm)

16C046 9 1/2" x 28" (24 x 71cm)

TRANSFER BOARDS WITH HAND HOLES

Similar to the boards above, but with hand holes at each end for ease of carrying and transferring patients. Thickness: 1/2" (13mm).

16C047 9 1/2" x 24" (24 x 61cm)

16C048 9 1/2" x 28" (24 x 71cm)


TRANSFER BOARDS WITH NOTCHES

With a hand hole for easy carrying and transferring, this transfer board also has notches cut out of the sides for securing the board to the side arm post of a wheelchair. Made of multi-laminated birch plywood with tapered ends. Thickness: 1/2" (13mm).

16C052 9 1/2" x 24" (24 x 61cm)

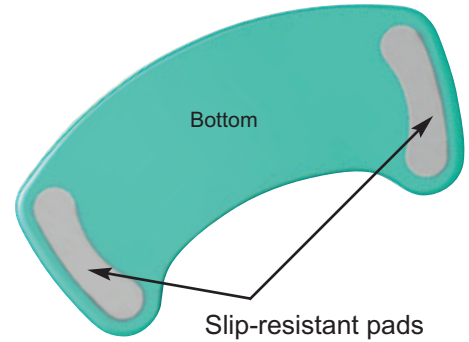
16C053 9 1/2" x 28" (24 x 71cm)





335 lbs. (152kg)

homecraft



AA8835 CURVED TRANSFER BOARD

Tapered ends and smooth surface provide easy sliding onto and off of board. Curved board allows varied positioning to accommodate a variety of transfer situations. Made from solid, reinforced plastic that is waterproof and resists chipping, shattering, and splintering. Slip-resistant pads at each end increase stability during transfer. Supports up to **335 lbs. (152kg)**. Board is 28" long x 15" wide (70 x 37cm), tapering to 10¹/₄" (26cm) wide at the middle.

500 lbs. (227kg)



16C049A

PLASTIC TRANSFER BOARD

Made of heavy-duty white plastic. Easy to clean with no danger of splintering. Features a unique design for easy transfer. Can be used in the pool. It is easy and lightweight to handle. Weight capacity: 500 lbs. (227kg). Size: 8" x 27¹/₂" (20 x 70cm).



GLIDE SHEETS



14A088-1

GLIDE LOCK SHEET

Glide and Lock sheets are very useful positioning devices. They move in one direction but not the other. The bottom surface is covered with an anti-slip material. Useful to adjust the position of a person who is chronically slumping while seated. They are cushioned for comfort and the top surface is upholstered with Bucktex, a breathable material, to reduce body heat build up. Size: 16" x 19" (41 x 48cm). Weight capacity: 250 lbs. 114kg

GLIDE SHEETS

Glide sheets are handy tools to reduce the strain of moving patients. Both the patient and the care giver benefit. The outer cover is Bucktex, a breathable material. The inner surface is a slippery nylon. The use of these sheets reduces the effects of friction on the skin and torsion on the spine. The patients can slide sideways as well as rotate while seated on a glide cushion. Three sizes available for a variety of transfer needs. Luke warm machine washable, hang to dry.

14A082 GLIDE SHEET, 16" x 20" (41 x 51cm)

14A083 GLIDE SHEET, 20" x 30" (51 x 76cm)

14A084 GLIDE SHEET, 24" x 40" (61 x 102cm)



14A086

PARSONS RED NYLON SLIDE SHEET

Constructed from lightweight but durable coated nylon, this sheet allows an easy glide between two surfaces. Reduces friction for the patient and makes transfers and positioning easier for the caregiver. Size: 30" x 62" (76 x 157.5cm).





Mobility

STAND-TALL WALKERS



14A500A BURE™ STANDTALL WALKERS

Manufactured in Sweden utilizing a user-friendly design that does not confine the patient. This walker is only 31" (79cm) wide, able to go through most home doorways.

The handles are ergonomically designed to be adjustable in every direction for optimum patient adaptation. The Standtall Walker has anatomical arm cushions that are angled downwards to provide relief for the shoulders, arms and neck and shift the focus to larger muscles in the legs and chest. This improves stability and makes the walker easier to steer. The 2 front casters can lock into place while the two back casters can be locked to prevent any swivelling. Overall dimensions: Armrest internal range 12" to 18" (30 to 45cm), 32" (79cm) long. Height range 36" to 53" (90 to 132cm). Weight: approx. 55 lbs. (22kg). Weight Capacity: 330 lbs. (150kg).

14A503A BURE™ STANDTALL WALKER WITH GAS CYLINDER

This Bure Gas Cylinder StandTall Walker has all the features of the manual walker 14A500A, however it has a gas cylinder for quick infinite height adjustment in a busy rehab facility.

BURE™ STANDTALL WALKER ACCESSORIES:

[A] 14A500-1 TWIN BRAKE KIT

[B] 14A500-2 ADJUSTABLE SIDE SUPPORT

Prevents arms from sliding off the armrest cushions. Sold individually.

[C] 14A500-3 STIRRUP

Acts as a counterweight and provides extra stability and safety when the walker is used for stand up assistance.

[D] 14A500-4 PLATFORM

A flexible alternative when moving a patient a short distance.

[E] 14A500-6 OXYGEN BOTTLE ATTACHMENT

Oxygen bottle attachment fits both 14A500A and 14A503A.

[F] 14A500-7 HEIGHT ADJUST GAS CYLINDER

This height adjusting gas cylinder can be used to transform a manual Bure StandTall Walker into an infinite height adjustable walker.

Need replacement parts? Ask our customer service.



ROLLATORS

 **NEW!**

Rollators are a mobility aid that greatly enhance the user's autonomy. A rollator allows people of reduced strength and balance a social life – as well as exercise, improving blood circulation and general health.

The 4200LX and 4200DX are mainly for indoor use, however, their durable construction allows the occasional outdoor adventure. Made of lightweight aluminum these models are easy to fold and ideal for small spaces.

4200 4200LX WITH 6 IN DELUXE WHEELS, BLUE

4205183F 4200DX SUPER LOW, RED

4205185F 4200DX SUPER LOW, BLACK

4205223F 4200DX LOW, RED

4205225F 4200DX LOW, BLACK



4200
4200LX



4205225F
4200DX
LOW

The 4200WX and 4200SWX models are ideal for more active users and provide ample room between the handles while still maintaining a standard overall size.

4215181F 4200WX WIDE SUPER LOW, BLUE

4215183F 4200WX WIDE SUPER LOW, RED

4215221F 4200WX WIDE LOW, BLUE

4215223F 4200WX WIDE LOW, RED

4220223F 4200SWX SUPER WIDE LOW, RED



4215223F
4200WX
WIDE & LOW



4220223F
4200SWX
SUPER WIDE
LOW

For complete product specifications & parts list, visit PARSONSADL.COM



WALKER ACCESSORIES



PARSONS FLEECY WALKER GRIP PADS

Adds not only comfort to your hard walker grips but also warmth. Available in two sizes: large and small, and attaches with easy hook and loop. Designed to fit most walkers, as well as crutches and canes.

14A101 SMALL, PAIR

14A101-1 LARGE, PAIR



WALKER GRIP PADS

Grey brushed foam pads for added comfort on your walker grips. Comes in two different size diameters to fit a variety of walkers. Easily removed for washing. Attaches with hook & loop. Large size fits the walker available from Parsons ADL.

14A104 SMALL

4½" (11.5cm) diameter

5½" (14cm) long

14A104-1 LARGE

5" (12.7cm) diameter

7" (17.8cm) long

14A102A

WALKER COASTERS, PAIR

Easy to install, easy to see, easy to use. These walker coasters will glide over doorways, sidewalks and carpets. Replace tennis balls, wheels and rubber tips on walker legs. Fits standard 1" (2.54cm) tubing. To install, remove existing cover and press firmly to insert coaster center inside tubing.



16T610A

DYCEM SELF ADHESIVE STRIP, 3 BLUE STRIPS / pkg.

Blue 1½" x 16" (3 x 41cm) self adhesive strips to prevent hands from slipping on walker handles, cutlery, plus much more.



WALKER POUCHES

WALKER POUCH, QUILTED

An attractive quilted walker pouch with two deep pockets and a hook & loop attachment to allow easy attachment to any walker. This pouch makes it easy to carry magazines, knitting, wallet or purse, etc. Each pocket is 14" x 10" deep (36 x 25cm). Available in three solid colours.

CE



16C190GR
GREEN/RED



16C190L
LILAC



16C190RB
ROYAL BLUE



16C191GR
GREEN/RED



16C191L
LILAC



16C191RB
ROYAL BLUE

NETTED WALKER POUCH

This double sided walker pouch has many pockets, some visible (because of the netting) and some are private. On the front there is one zippered private pocket, one open private pocket and one mesh pocket. On the back there is a large mesh pocket which makes it very easy to see what you are carrying. The pouches are 12½" (32cm) wide and 11½" (29cm) deep. Attaches to the walker cross bar with hook and loop. Available in three solid colours.

CE





VINYL WALKER POUCH 🍁

A leatherette walker pouch with a single pocket. Attaches over the cross bar and dome snaps hold it in place. Pocket closes with hook & loop and is 13" x 10" (33 x 25cm).



16C002BL BLUE

16C002BU BURGUNDY

16C002BK BLACK

16C188A DENIM WALKER POUCH 🍁

Here is an attractive walker pouch made of popular blue denim with a complimentary blue and white front panel. There is a large full width pocket in the denim section and three pockets in the front section. Attaches with hook and loop. Size 13" x 8" (33 x 20cm).



14A110 WIRE WALKER BASKET

Secures easily to most walkers with hook & loop fasteners. Plastic coating prevents rust. A clear plastic tray bottom prevents items from falling out and also has a cup holder recess. Basket measures 16" x 6" x 7" (41 x 15 x 18cm).

14A106 DEEP WALKER TRAY 🍁

This tray fits many walkers on the market. It clips securely onto the front bars of the walker. No tools required. The tray and mounting brackets are one piece so there are no parts to lose. Folds flat or removes completely when not required. Supplied with a Ucem no-slip place mat. Has a nice high edge on all four sides for safety. Made of white ABS for easy cleaning and resistance to breakage. Size 10½" x 14½" (27 x 37cm). Depth: 1½" (4cm).



14A107 WALKER TRAY

This moulded tray has recesses for cups, plates and cutlery and an anti-slip place mat in the bottom of the recessed area. Mounts with adjustable clips that snap on to the walker. Can be slid forward and back on the walker to suit the user. Not dishwasher safe. **NOTE:** the walker must have a high side support bar as shown in the photo. Will fit the following walkers: Guardian, Guardian Jr, Garelick, Sunrise & Medline's Quality Walker, or any walker conforming to these specifications.



CRUTCHES



14A301A

HERDEGEN "PROGRESS II" FULL CUFF CRUTCH

Crutches with adjustable elbow support especially designed to suit most user size and weight requirements. Easily adjustable with a push button, fully pivoting arm cuff. Adjustable elbow support height: 8½" - 11¼" (22-29cm). Height adjustment between handle and floor: 28¼" - 37¾" (72-96cm). Lightweight 18.70 oz. (530g) per crutch. Weight capacity: 330 lbs. (150kg) per crutch. Colour: dark grey. No latex.

14A300A

HERDEGEN "ADVANCE" HALF CUFF CRUTCH

The world's first "bi-material" elbow crutch! Using the latest in plastic injection technology, these walking aids pair comfort & ergonomic requirements in an innovative design, including an inside anti-noise cap. Height adjustment between handle and floor: 28¼" - 37¾" (72-96cm). Lightweight: 17.6 oz (500g) per crutch. Weight capacity: 285 lbs. (130kg) per crutch. Colour: blue. No latex.

CANES

All our canes feature lightweight, high-tensile aircraft aluminum shafts, and durable, flexible tips for positive traction even on smooth surfaces.

A 14A033A CANE WITH RETRACTABLE ICE TIP

Standard round top handle with a soft foam grip. Push-button retractable ice tip to help ensure safe, secure footing on snow or ice. Bronze anodized aluminum. Adjustable height: 30"-39" (76-99cm) in 1" (2.5cm) increments. Weighs 13.6 ozs. (386g). Weight capacity: 250 lbs. (114kg).

B 14A032 COMFORT GRIP CANE

Soft foam grip is great for tender hands with arthritis. Adjustable height: 29½"-39¾" (75-100cm). Weighs 12.3 ozs. (350g). Weight capacity: 165 lbs. (75kg).

Proper Fitting of a Cane

When fitting a cane be sure to be wearing the shoes you will be wearing when using the cane. Normally, the top of the curve/hand grip should be even with the hip joint. When standing straight with the cane tip six inches forward and six inches to the side, the elbow should be bent at approximately a 30° angle.



Crutches sold in pairs — Canes sold individually

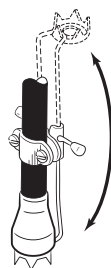


CANE ACCESSORIES

CE



14A043A
UNIVERSAL CANE/CRUTCH TIP
 Fits most 5/8" - 7/8" (16-22mm) canes thanks to its patented elastic shaft. Constructed of durable polyurethane with a metal insert for strength.



14A025 **CANE ICE TIP**
 Ice tip for canes and crutches. The star point gives a solid slip free traction on snow or ice but flips up out of the way when not required. Clamps on with two screws. Fits all standard size canes and crutches.

CE



14A045A
UNIVERSAL CANE/CRUTCH TIP WITH RETRACTABLE ICE SPIKE
 Same as above except with a retractable stainless steel spike for firm grip on snow, ice and most other outdoor surfaces. When moving indoors, simply fold the spike away.



14A022
CANE WRIST STRAP 🍁
 A black wrist strap for a walking cane. Attaches with a hook & loop band. Has a soft webbing loop. 1/pkg.

14A019A UNIQUE CANE HOLDER

Holder for 3/4"-1" (19-25mm) canes or crutches. Manufactured with stainless spring steel and lined with Santoprene (a thermoplastic elastomer). Thanks to having both a hook and a prop, your cane or crutch can hang or rest on chairs, shopping carts, tables, or countertops. It has a simple snap-on fitting easily attached by even those with reduced muscular strength. Colour: Black with steel insert.



CE



16C102 **CANE CLIP** 🍁
 This double clip device can be used for canes as well as many other possibilities. One side can be locked onto a wheelchair via our rubber ring system, the other clip is plastisol coated to grip canes, reachers, etc. Fits up to 7/8" (22mm) tubing. 1/pkg.



CE

14A021 CANE / CRUTCH HOLDER

This spring loaded clip grips a cane or crutch. Slides up or down the shaft to the desired position. Supports cane or crutch by hanging on a table or wedging under it. Holder has non slip discs for optimum grip.



DELUXE CANE / CRUTCH HOLDER

14A023-1 FOR 7/8" TUBES
14A023-2 FOR 1" TUBES

CE

This holder attaches to a round tube, such as on a walker or wheelchair, the cane or crutch is pushed into the rubber holder which snaps around the cane, holding it firmly in place. To release, simply pull on the cane. The clamp rotates to allow proper alignment of the cane for the best grip. 1/pkg.



CANE/CRUTCH CLAMP & CUP SET

14A024-1 FOR 7/8" TUBES
14A024-2 FOR 1" TUBES

This set includes our popular Deluxe Cane Crutch Holder with a matching cup for the tip of the cane or crutch. Ideally suited for carrying a cane while using a rollator, wheelchair, or walker. May fit some umbrellas and other long narrow items. 1 set per pkg. The set consists of one holder, one cup and two tube clamps.



WHEELCHAIR TRAYS

LEXAN TRAY WITH SLIDE-ON

Gives the user an unobstructed view of feet, clothing, or obstacles. The transparent feature is very useful when first learning to maneuver a wheelchair with a tray on it. This tray allows an unobstructed view of the front wheels to prevent bumping into things. Attaches to the wheelchair with an easy slide-on system.

16C011S Fits 16" (41cm) and 18" (46cm) wheelchairs.

16C011-22S Fits 20" (51cm) and 22" (56cm) wheelchairs. These trays are 2" (5cm) wider at 26" (65cm) with an increased depth of 4" (10cm) now at 22" (56cm). The tummy cut-out has also been increased to allow a comfortable fit.



16C041 LEXAN SAFETY EDGE TRAY

A flat tray made of 1/4" transparent Lexan with a moulded edge trim all around the edge. The edge is non marring and wide enough to protect frail skin from abrasion. Mounts with our slide-on system. Fits over the arm rests of 16" and 18" chairs. 18" x 24" (46 x 61cm).



CE

HALF LAP TRAYS

16C012-2L PADDED HALF LAP TRAY, LEFT

16C012-2R PADDED HALF LAP TRAY, RIGHT

Very similar to our lexan half lap tray, except for a padded tray section. The tray is padded with 1/2" (12mm) poly foam and covered with black vinyl. Available in left or right versions.

LEXAN HALF LAP TRAY

16C012-1L LEFT

16C012-1R RIGHT

This half lap tray has an epoxy coated steel slide on mounting bracket. The lexan tray size is 10" Wide x 20" Long (25 x 51cm). Our hinge system allows the tray to fold completely over and ride flush with the side of the wheelchair when not in use. This is a very handy feature. The slide on bracket is easy to mount. No tools required. Fits most arm rests.



CE



16C042-1

PARSONS MOULDED TRAY, TRANSPARENT

These moulded transparent trays have smooth edges and rounded corners to protect tender skin. There are two recessed wells at the front corners as well as a pencil trough across the front. The transparent material makes it easy for the person to see the front corners of the chair through the tray while the chair is in motion. Lightweight and strong. Attaches to 23" (58.5cm) chairs with our new adjustable blind-fastening slide on system. Size: 24" x 21" (61 x 53cm).



**NEW
ADJUSTABLE
BLIND-FASTENING
SLIDE ON
SYSTEM**

SLIDE ON TRAY SYSTEM

The Parsons ADL system for fixing trays onto wheelchairs is a big improvement over the hook & loop strap system. The tray slides over the arms from the front of the chair. Once on, it is secure, even if someone accidentally leans on the front of the tray. Our slide on brackets are designed to allow 2" (5cm) of adjustment in width to accommodate variations in chair widths. Factory configured to fit a standard wheelchair.

16C500

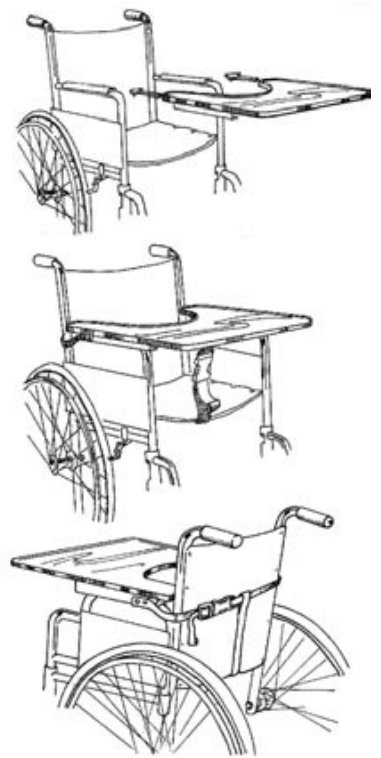
SLIDE ON BRACKET SET

Build your own tray or convert a hook & loop strap tray to a slide on model. The screws now mount flush to help protect wheelchair armrest pads.

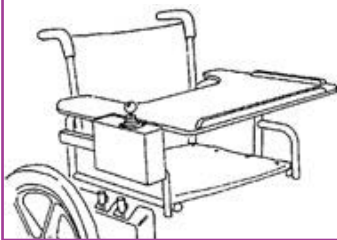
16C502

BACKSTRAP

Prevents wheelchair trays from being accidentally pushed off.



CUSTOM TRAYS



16C040 CUSTOM LEXAN WHEELCHAIR TRAYS

Parsons ADL Inc. builds custom transparent wheelchair trays of 0.25 inch (6.35mm) Lexan to suit your clients' needs, such as fitting a power chair. Contact Customer Service for a copy of our convenient order form for a custom tray.





WHEELCHAIR ACCESSORIES



20H050 EZ ENABLER TABLE

The EZ Enabler Table features a clamp uniquely designed to fit horizontal, vertical or angled wheelchair, rollator or walker frames. This innovative adjustable, portable table tray is designed to provide users a helpful solution for a variety of daily tasks. The patented clamp & tube system allows this table to be connected to many different attachments. The 3 aluminum tubes (7", 9" and 14" – 17.8, 22.9 and 35.6cm) fit into each other to allow custom height adjustments. The tabletop, hook and cup holder are made of durable, dishwasher safe poly-propylene. The flexible cup holder is designed to withstand repeated hits and bumps. The versatile hook can carry items such as keys, cell phones and bags while shopping. The tray easily detaches and breaks down into three compact pieces for storing. Table capacity: 50 lbs. (22.7kg). Table height adjusts from 6" to 29" (15 to 73.7cm). Cup holder: 4" (10cm) diameter, 4" (10cm) tall. Table top measures 11½" x 9¾" (29 x 24.8 cm) and is ¾" (2cm) thick.

16C038 ADJUSTABLE DRINK HOLDER

This is without a doubt the best drink holder we have ever seen. It folds flat when not needed, flips down for use. Has adjustable drink holders to accommodate everything from small cans to 32 oz. bottles. The mounting system fits ¾" to 1" (2 to 2.5cm) round tubes, plus adjusts for different angles on the tube. Size: 3¾" W x 4" H (9.5 x 10cm).


16C035 CLAMP - ON CUP HOLDER

A sturdy plastic cup holder which accommodates a coffee mug with handle. It attaches easily to most wheelchairs. Two attachment clips to fit 7/8" and 1" (22 and 25mm) round tubes are included. Once the clip is installed the cup holder alone can be easily removed. No more accidentally broken cup holders from hitting door posts etc. No tools required. Cup not included.

PUSH GLOVES, BICYCLE STYLE

These bicycle style push gloves have a sporty appearance. Just the thing to go with a new sports chair. The open mesh back allows good ventilation. The palms have a padded area for durability and a no slip grip. The no slip feature makes them useful to wheelchair sports enthusiasts and for people with a weak grasp. They help keep hands clean while travelling outdoors, yet leave fingers bare for touching or picking things up. Hook & loop wrist straps for easy on/off. Sold in pairs. Measurements are across inside of palm. Latex free.

ITEM	SIZE	INSIDE PALM
16C017AS	SMALL	3¼" (8.6CM)
16C017AM	MEDIUM	3½" (8.9CM)
16C017AL	LARGE	3¾" (9.5CM)
16C017AXL	X-LARGE	4" (10.2CM)



More sheepskin & fleece products on pages 42, 48, 43, & 111



18C220A MEDICAL SHEEPSKIN

Natural genuine sheepskins have proven to offer soothing relief and comfort for anyone who is bedridden or confined to a wheelchair. Use as an underlay beneath a sheet or place directly under the body, either on a bed or a chair. Lying on a sheep skin will relieve pressure points and increase circulation thereby reducing the development of bedsores. These medical sheepskins come from fine fleece Merino sheep in a natural animal shape, golden beige in colour. Medical sheepskins are hand selected, average 7-8 sq. ft. (0.7 sq. m) in size. The hides are specially chrome tanned to be fully washable. With proper care, these sheepskins will keep the patient comfortable for many years. Hand-washable at low temperature. Air-dry.

16C196 PARSONS FLEECE ARMRESTS WITH POUCH 🍁

Add not only fleecy comfort for your arms but a storage space to boot! Pocket measures approximately 8" (20cm) across and is 6" (15cm) deep. Sold in pairs.



16C204A PARSONS OXYGEN TANK HOLDER 🍁

This nylon oxygen tank holder is both strong and lightweight. The mounting straps are adjustable to fit most wheelchairs and are long enough to mount the tank off centre to avoid contacting the patient's head or back. Top straps fit over the push handles, bottom straps over the anti tip bars. Holds D & E or other 4" (10cm) dia. tanks. Black, 4" (10cm) dia., adjusts to either 20" or 26" (51 or 66cm) length. PATENTED.

16C301A CONTOURED SHAWL 🍁

Polar fleece shawl is as easy to put on as a blanket around the shoulders. The high collar can be turned up to protect the neck and ears when transferring to the car, without messing hair. The overlapping front is snug and cozy. Hook & loop fastener at neck keeps draft from front of neck. 27' long, 47" wide (69 x 120cm). One size fits most. Burgundy.



16C300A WHEELCHAIR RAIN CAPE 🍁

A generous size rain cape to protect the person seated in a wheelchair and the wheelchair as well. Has a hook & loop closure that can be opened and closed from the inside as well as the outside, also has a double thickness hood for warmth. 100% nylon. Machine washable. One size fits all.



WHEELCHAIR POUCHES

WHEELCHAIR ARM POUCH

An arm pouch made of vinyl, designed to fit over the armrest of a wheelchair with desk arms. Also fits on a walker. Size: 8" x 9" (20 x 23cm).

16C003BL BLUE

16C003BU BURGUNDY

16C003BK BLACK



QUILTED WHEELCHAIR ARM POUCH

A nicely quilted version of our wheelchair arm pouch. Very useful for carrying so many different things as well as being attractive. Attaches over the arm of the wheelchair with snap fasteners. 13" wide x 10" deep (33 x 25cm).

16C192RB ROYAL BLUE

16C192GR GREEN

16C192L LILAC

16C006

UNDER SEAT POUCH

A very handy carry-all pouch, especially for sport chairs which do not have arm rests on which a pouch can hang. More secure than back pack for holding valuables. Hook & loop straps attach the pouch to the chair frame. A buckle allows the pouch to be snapped on or off without removing the mounting straps. 8" W x 7" D (20 x 18cm). Made of black cordura nylon.



WHEELCHAIR / WALKER POUCH

A vinyl walker pouch with a single pocket. It attaches around the armrest or on a cross bar. Pocket size is 13" x 10" (33 x 25cm) and closes with hook & loop.

16C002BL BLUE

16C002BU BURGUNDY

16C002BK BLACK



100

mobility - wheelchair pouches

WHEELCHAIR PACKS



WHEELCHAIR BACK PACK

A large leatherette bag with a weather flap. Ideal for carrying blankets and sweaters, going on shopping trips or to keep larger daily living aids handy. Has an inside pocket. 17" wide x 16" deep (43 x 41cm).

16C004BL BLUE

16C004BU BURGUNDY

16C004BK BLACK



16C005

NYLON SPORT PACK

Here is a very useful back pack made of heavyweight black cordura nylon like a hiker's pack. Size 14" wide x 15" deep (36 x 38cm) with two outside pockets. Nylon straps for hanging over wheelchair handles. All flaps close with hook & loop, easily opened especially if there is a dexterity problem.



16C200

NYLON BACK PACK WITH ZIPPERS

A heavyweight black cordura nylon pack, similar to our model 16C005 but with zipper closures with pull cords and tabs for easy zipper use. Nylon straps for hanging over wheelchair handles. One large pocket and two outside smaller pockets. Size 14" x 14" x 4" (36 x 36 x 10cm).



WHEELCHAIR CUSHIONS



POLYURETHANE FOAM CUSHIONS 🇨🇦

A top quality, medium compression, polyurethane foam with fire retardant added for safety. Two cover materials are available. The black polyester twill is the most economical. It will withstand a lot of wear, washings and makes a very comfortable seat. The second cover option is black vinyl. An economical solution for incontinence. All cushions have zipper closure on the covers.

See pages 104 to 105 for Wheelchair Positioning Belts and Straps.

CUSHION SIZE	POLYESTER COVER	VINYL COVER
16" x 18" x 2" (40.6 x 45.7 x 5.1cm)	18C080	N/A
16" x 18" x 3" (40.6 x 45.7 x 7.6cm)	18C081	18C081V
16" x 18" x 4" (40.6 x 45.7 x 10.2cm)	18C082	18C082V
16" x 16" x 2" (40.6 x 40.6 x 5.1cm)	18C084	N/A
16" x 16" x 3" (40.6 x 40.6 x 7.6cm)	18C085	N/A
16" x 16" x 4" (40.6 x 40.6 x 10.2cm)	18C086	N/A
18" x 18" x 3" (45.7 x 45.7 x 7.6cm)	18C087	N/A
18" x 18" x 4" (45.7 x 45.7 x 10.2cm)	18C088	N/A




POLY/COTTON COVERED WEDGE CUSHIONS 🇨🇦

A positioning cushion for those who slide forward in their chair. These polyurethane foam wedges are 4½" (11cm) high at the front, tapered to ¾" (1.9cm) at the back. All come with tie straps at the back to hold them in place. The hard based versions correct sagging sling seats in wheelchairs. Available in black only.

- 18C125 16" x 16" (40.6 x 40.6cm)
- 18C126 16" x 16" (40.6 x 40.6cm) HARD BASE*
- 18C127 16" x 18" (40.6 x 45.7cm)
- 18C128 16" x 18" (40.6 x 45.7cm) HARD BASE*


*HARD BASE SHOWN



ETHAFOAM BASE CUSHIONS

Our popular wheelchair cushions are now offered with a 1" (2.5cm) EthaFoam base, combined with top quality medium compression foam that is fire retardant for added safety. Choice of two cover materials. Black only. Custom sizes are also available upon request.

CUSHION SIZE	POLY KNIT COVER	VINYL COVER
16" x 16" x 3" (40.6 x 40.6 x 7.6cm)	18C110	18C110V
16" x 16" x 4" (40.6 x 40.6 x 10.2cm)	18C113	18C113V
16" x 18" x 3" (40.6 x 45.7 x 7.6cm)	18C116	18C116V
16" x 18" x 4" (40.6 x 45.7 x 10.2cm)	18C119	18C119V



ETHAFOAM BASE WEDGE CUSHIONS

Manufactured with a 1" (2.5cm) EthaFoam base to provide a more stable seating platform and to correct sagging sling seats on wheelchairs. The polyurethane foam wedges are 3" (7.5cm) high at the front tapered to 1" (2.5cm) at the back. All come with a handy carry handle. Available in black Lacosta knit only.

18C101 16" x 16" x 4" (40.6 x 40.6 x 10.2cm)

18C105 16" x 18" x 4" (40.6 x 45.7 x 10.2cm)

SOLID SEAT INSERTS

Designed to prevent wheelchair cushions from sagging when used in a sling seat. These inserts are made of 1/4" birch plywood for strength. All edges and corners are radiused to prevent damage to cushion covers. Designed to fit cushions such as Jay and Combi as well as our own. These inserts will help to promote better posture and therefore are more comfortable.

18C306 14" x 16"

18C307 14" x 18"

18C300 16" x 16"

18C301 16" x 18"

18C303 16" x 20"

18C302 18" x 18"

18C304 18" x 20"

18C305 20" x 20"

18C308 20" x 22"



**KEEP SEATING COMPONENTS FIRMLY IN PLACE WITH 2" BLACK SELF-ADHESIVE HOOK & LOOP
SEE ITEMS 17A070 AND 17A071 ON PAGE 112**



CE



WHEELCHAIR BELTS & STRAPS

16C138M

FOUR-POINT PADDED WHEELCHAIR BELT 🍁
WITH AUTO BUCKLE

These padded belts provide extra comfort and protection when using a belt in a wheelchair. Adjustable foam pads on both sides of the buckle for improved “wearability”, which helps provide good hip alignment. The foam pads are 9¾" x 3¾" (25 x 9cm) each. This belt is made of 2" (5cm) webbing with fastening tabs, for mounting to the wheelchair. Designed with a center pull for easy and convenient adjustment. Length: 48" - 63" (122 - 160cm).

**PARSONS 2-PIECE AUTO BUCKLE
BIOSAFE PLUS WHEELCHAIR BELT**

Features webbing fully encapsulated in Biothane antibacterial coating. Buckles are RF-welded to ensure that bacteria cannot be trapped in stitches. Waterproof, able to withstand sweat, blood-borne pathogens and bodily fluids. Cleanable and will withstand exposure to most institutional cleaning solvents.

For Infection Control.

16C018 48" (122CM)

16C018-1 60" (152CM)

PADDED H-STRAPS 🍁

Extra comfort is provided with a ½" thick vinyl covered foam pad. The pad is attached to an H-Strap with hook & loop, and can be removed for easy cleaning. The pad length varies depending on the H-Strap length, the height is 7½" (19cm).

16C084P 18"

16C086P 20"

**HEAVY DUTY LEGREST STRAP
WITH HOOK & LOOP** 🍁

16C073-14 14"

16C073-16 16"

16C073-18 18"

16C073-20 20"



CE



WHEELCHAIR POSITIONING BELTS

All of our positioning belts are made of 2" (5cm) wide, black seat belt webbing.

Styles of belts available:

- One piece belt which simply loops around the wheelchair,
- Two piece belt with grommets on the ends,
- Two piece belt with metal loops on the ends.

Grommet ends are secured by removing a screw or bolt on the back of the chair and refastening it back through the grommet. Metal loop ends are secured to the wheelchair by passing the webbing around the frame and back through the metal loop.



Four types of belt are available:

- A) Hook & loop closure, the lightest weight belt for the user.
- B) Automotive-style push button buckle closure, the most secure.
- C) Automotive-style push button buckle closure, with triglide to secure excess belt length.
- D) Side release plastic buckle closure, useful when the auto buckle would be too heavy, such as with children.

ITEM	STYLE	TOTAL LENGTH	TYPE	FASTENING	
16C019	1 PC.	60" (152CM)	HOOK & LOOP	-	
16C021	1 PC.	55" (140CM)	AUTO BUCKLE	-	CE
16C023	1 PC.	58" (147CM)	PLASTIC BUCKLE	-	
16C020	2 PC.	48" (122CM)	HOOK & LOOP	METAL LOOP	
16C022	2 PC.	48" (122CM)	AUTO BUCKLE	GROMMET	CE
16C022-2	2 PC.	60" (152CM)	AUTO BUCKLE	GROMMET	CE
16C022-3	2 PC.	72" (183CM)	AUTO BUCKLE	GROMMET	CE
16C022-2TR	2 PC.	60" (152CM)	AUTO BUCKLE & TRIGLIDE	GROMMET	
16C022-3TR	2 PC.	72" (183CM)	AUTO BUCKLE & TRIGLIDE	GROMMET	
16C026	2 PC.	48" (122CM)	PLASTIC BUCKLE	GROMMET	
16C026-2	2 PC.	60" (152CM)	PLASTIC BUCKLE	GROMMET	
16C026-3	2 PC.	72" (183CM)	PLASTIC BUCKLE	GROMMET	

CUSTOM BELTS: Available at slightly higher cost: contact customer service for more details.



Fitness Therapy



WEIGHTS



VINYL-COATED IRON DUMBBELLS

A wide range of colour coded weights to provide conditioning at all levels. Great for anyone interested in improving arm and upper body strength. Cast-iron dumbbells with a thick but soft vinyl coating for easy grip and to help reduce clinic noise. Vinyl coating also prevents scratching on floor and table surfaces. Sold in pairs.

PART NO.	COLOUR	WEIGHT
15W401	PINK	1 lb. (0.45kg)
15W402	ORANGE	2 lbs. (0.9kg)
15W403	GREEN	3 lbs. (1.3kg)
15W404	YELLOW	4 lbs. (1.8kg)
15W405	PURPLE	5 lbs. (2.2kg)

NOTE: COLOURS SUBJECT TO CHANGE

PART NO.	COLOUR	LBS.	KGS.
15W0005	GREEN	0.5	0.23
15W001	LIGHT BLUE	1	0.45
15W0015	GREEN	1.5	0.68
15W002	WHITE	2	0.91
15W003	GOLD	3	1.36
15W004	BLUE	4	1.82
15W005	BLACK	5	2.27
15W075	ORANGE	7.5	3.41
15W010	BROWN	10	4.55
15W011	SET, One of each: 1, 2, 3, 4, 5, 7.5 & 10 lbs.		

PARSONS CUFF WEIGHTS 🍁

Wrist and ankle weight cuffs are an excellent means of applying resistance to the upper and lower extremities. They are covered in soft expanded vinyl, sewn in vertical pockets to provide flexibility and comfort when wrapped around the wrist or ankle. Extra long hook & loop straps make it easy to put the weight on and off, yet ensure a snug fit. These weights are filled with tiny steel shot which is sealed in poly pouches to prevent any leakage under even the heaviest use. A brass grommet provides a convenient means of hanging the weights up for storage. Colour coded for quick identification in a busy clinic. Sold individually.



PARSONS ADJUSTABLE WEIGHT CUFF 🍁

Easily vary the weight resistance to suit the patient. The cuff consists of individual pockets with hook & loop closures. Separate weights slide into the pockets.

15W105 Total Weight 5 lbs. 5 @ 1 lb. weights

15W110 Total Weight 10 lbs. 4 @ 2.5 lbs. weights

15W120 Total Weight 20 lbs. 3 @ 5 lbs. and 2 @ 2.5 lbs. weights



PARSONS SOFT HAND WEIGHTS 🍁

Similar to Parsons Cuff Weights but with an elastic hand hold. This elastic will conform to most users and will benefit even those with limited grasping ability.

15W201 BLUE: 1 LB. (0.45KG)

15W202 WHITE: 2 LBS. (0.9KG) CE



EXERCISE



CANDO® EXERCISE BAND, 6YDS

This high quality latex exercise band has been used by clinics and individuals for over 20 years. Cando® band is used for rehabilitation, conditioning and training. It is highly effective when used alone, or with the vast selection of accessories. All exercise bands are lightweight, take up minimal room and are highly portable. This 5-inch wide Low-Powder Formulation is the most cost-effective band exerciser. There are progressive levels of resistance to accommodate the lightest to heaviest exercise therapy.



PART NO.	COLOUR	RESISTANCE
15E140A	RED	LIGHT
15E141A	GREEN	MEDIUM
15E142A	BLUE	HEAVY



CANDO® EXERCISE TUBING, 25 FT

This Low-Powder (LP) tubing is made from high quality rubber, with all the stretch characteristics of Cando® Band. It is used for rehabilitation, conditioning and especially personal training. All exercise tubing is lightweight, takes up minimal room and is highly portable. There are progressive levels of resistance to accommodate the lightest to the strongest needs. You can double up the resistance or simply use a shorter piece!



PART NO.	COLOUR	RESISTANCE
15E143A	RED	LIGHT
15E144A	GREEN	MEDIUM
15E145A	BLUE	HEAVY

Cando® is licensed to use the Thera-Band® colour sequence, so resistance level is easily identified.

15E147A CANDO® ADJUSTABLE FOAM HANDLE FOR BAND/TUBING – 1 PAIR

Soft, comfortable, yet firm foam grip handle. Heavy-duty webbing for durability. Unique fastening system secures all bands or tubing. Easy to use! Thread band/tube through adjustable webbing strap and pull down fastener to secure band/tube in place.



15E047A ECONOMY SHOULDER PULLEY

Shoulder pulleys are part of an affordable medical exercise alternative to invasive shoulder surgery. Improve range of motion, increase blood flow and reduce pain in an injured or frozen shoulder. Simply place the webbing door strap of the pulley over the top of any interior door in your home, shut the door, use your healthy arm and shoulder to passively move your injured arm. Two comfortable handles and 7' (2.3m) length of braided rope. To adjust the length of the rope, simply re-position the rope in the teeth on the underside of each handle.



15E049 RECIPROCATING PULLEY EXERCISER

An inexpensive range of motion exerciser. Easily mounted onto door tops and has rubber feet to protect door surfaces when pulley is being used. Two comfortable handles and 8' (2.4m) length of braided rope.



HAND EXERCISERS



2"
(50mm)

PARSONS THERAPY BALLS

Improve or maintain grip strength and dexterity with these affordably priced gel hand exercise balls. Ideal for home use. They can be used at room temperature, warm or cool them to suit your needs. 2" (50 mm) dia.

PART NO.	COLOUR	RESISTANCE
15E003-2	BLUE	SOFT
15E003-3	GREEN	MEDIUM
15E003-4	ORANGE	HARD



CANDO® DIGI-FLEX®

Flexion for each individual finger as well as the entire hand! Develops isolated finger strength, flexibility and coordination as it builds hand and forearm strength. Use each

PART NO.	COLOUR	FORCE*
15E321A	YELLOW	X-LIGHT 1.5 lbs.
15E322A	RED	LIGHT 3 lbs.
15E323A	GREEN	MEDIUM 5 lbs.
15E324A	BLUE	HEAVY 7 lbs.

* Force required to compress finger.

button independently to exercise fingers or compress the entire unit for complete hand and forearm strengthening. Progressive color-coded resistance gives patient positive feedback. Comes with illustrated manual. Unit measures 3½" x 3" x 1" (8.9 x 7.6 x 2.5cm).



THERAPUTY



Theraputy is available in five colours which have five different consistencies ranging from extra soft for strengthening weaker grasp to firm for developing stronger than normal grasp.

The putty is clean and easy to use, however, in institutional settings it is advisable to use a glove over scar tissue to prevent cross infection. Complete with hand exercise chart. Latex free. NOT microwavable.



COLOUR	2 oz	1 lb.
BLUE (Firm)	15E310	15E315
GREEN (Medium)	15E311	15E316
RED (Soft)	15E312	15E317
YELLOW (X-Soft)	15E313	15E318
TAN (XX-Soft)	15E314	15E319
SET OF FIVE, 2oz of each colour	15E320	



EXERCISE AIDS

15E125A

CANDO® INFLATABLE SITTING/STANDING DISC, BLUE

The inflatable vestibular disc mimics both the movement and shape of the inflatable ball when used on any seat. It acts as a dynamic cushion to activate major muscle groups. Use it on the floor as a standing disc for balance training, proprioception and strengthening of the lower extremities. Can be deflated to 1" thickness (mushy) or inflated to 2" thickness (firm). Each disc has one nubby side for tactile feedback and stimulation and one flat side. Weighs 3 lbs. (1.4kg) and comes packaged in a retail gift box. Diameter: 13.8" (35cm). Latex free.



15E122A CANDO® WEDGE LARGE

This inflatable wedge is used as a posture correcting seat cushion or a lumbar support to encourage proper alignment. One side is smooth; the other side has sensory points. Colour: navy. 15" x 15" x 3" (38.1 x 38.1 x 7.6cm)

15E124A CANDO® WEDGE SMALL

Same as above except in a smaller size. Colour: blue. 10" x 10" x 3" (25.4 x 25.4 x 7.6cm)



15E051A PEDAL EXERCISER

Chrome plated steel tubular frame. Can be used on the floor for exercising your legs or on the table for exercising your arms and upper body. Plastic pedals and foot strap. Sturdy rubber feet prevent exerciser from slipping. The exerciser has adjustable resistance. Use it to increase strength and improve coordination and circulation.




15E055A DIGITAL EXERCISER

Features a digital counter which keeps track of the amount of exercise performed. Used for both upper and lower body exercise. Pedal action is bidirectional. Folds for easy storage.



MASSAGE



15M063A

DELUXE FOOT MASSAGER

Based on the ancient Chinese principles of acupuncture and reflexology. Rolling your feet over the massager gives relief to tired feet by increasing blood circulation. As an added benefit the knobby rollers perform mild reflexology: the oriental art of massaging the nerve ends in your feet thus stimulating a healing process to the whole body. 12" x 5" (30 x 13cm).



15M061A

ACU SHIATSU MASSAGE BAR

Ideal for self-management of soft tissue syndromes. The Acu Shiatsu Massage Bar treats trigger points associated with myofascial pain syndrome. The curved bar has several knobs that are interchangeable and can be used for varying shiatsu intensity levels. Little force is needed to apply pressure to trigger points. You can use the Acu Shiatsu Massage Bar in a standing, sitting or lying position. Comes with instruction booklet. Colour: purple. Size 23" long x 3/4" diameter.



SENSORY VEST

19N300

PARSONS SENSORY VEST

A vest with multi sensory and activity features. Constructed of a durable twill material with front and back panels. The sensory panels consist of a variety of textures with hook and loop, buckle and zipper activities to keep busy hands occupied. Width 24" (61cm), shoulder to bottom 25" (64cm).

16B129 HOT WATER BOTTLE

Top quality water bottle.



SLINGS

A 14S004 CVA SLING - UNIVERSAL SIZE **NEW!**

Two large cuffs of quilted cloth, with an adjustable neck strap with padded area constructed of Borg fleece provides maximum comfort for persons who have experienced a cerebral vascular accident. Easy to apply or remove without assistance. Fits either arm. Washable. Adjustable in length from 29" to 51" (73.7 to 129.5cm).

B 14S009 PARSONS UNIVERSAL SOFT SLING

Manufactured of soft and durable Bucktex[®] to ensure breathable comfort. Fits either arm and fully adjustable to fit most wearers. Strap adjusts from 33" to 38" (84 to 96.5cm) in length.



HOT & COLD PACKS

C VITA CARE GEL PACKS

Reusable cold and hot compress always stays flexible. These economical gel packs are non-toxic, microwavable and made with extra strong bags. For cold compress place in your freezer for 1 hour, then apply to the area you are treating over a dry towel. For hot compress, boil a pot of water, remove from heat and place compress pack into hot water for 5-10 minutes. For microwave use, place in a container and cover pack completely with water, heat at full power for 1 minute. Wrap pack in a towel or a fleece cover and apply to area you are treating. Available in three sizes.

15E200 SMALL 4" x 6" (10 x 15cm)

15E201 MEDIUM 5" x 10" (13 x 25cm)

15E202 LARGE 10" x 12" (25 x 30cm)




D POLAR FLEECE GEL PACK COVERS

These fleece covers fit over the Vita Care gel packs, providing a comfortable surface. Wrapping the gel pack in a towel is no longer required, the soft covers provide skin protection from the direct heat or cold of the gel pack. The fleece cover provides even heat (or coldness) over the applied area, unlike a towel which can get folded over or bunched up in areas. Machine washable.

15E220 SMALL

15E221 MEDIUM

15E222 LARGE





COMPONENTS

HOOK & LOOP FASTENER

Top quality hook & loop fastener at a reasonable price. The hook & loop are sold separately by the 25 yard (22.9m) roll.

- 17A066 2" BLACK HOOK
- 17A067 2" BLACK LOOP
- 17A068 1" BLACK SELF ADHESIVE HOOK
- 17A069 1" BLACK SELF ADHESIVE LOOP
- 17A070 2" BLACK SELF ADHESIVE HOOK
- 17A071 2" BLACK SELF ADHESIVE LOOP

PLASTIC SIDE RELEASE BUCKLES

Useful for making a variety of items. Will not rust, and can be operated with one hand. Lightweight.

- 17B020 1" FASTEX SR-1, BLACK
- 17B024 2" FASTEX SR-2, BLACK
- 17B040 2" TRI-GLIDE, BLACK
- 17B050 1" ALUMINUM BELT ANCHOR
- 17B051 2" ALUMINUM BELT ANCHOR

17B030 AUTO-TYPE BUCKLES

Useful for wheelchair dealers. With a few of these in stock you can quickly satisfy a customer who needs something slightly different from normal belts.

PROFESSIONAL ASSESSMENT TABLEWARE KIT

10A020 TABLEWARE KIT

This kit is designed to help the therapist assess the client's needs and prescribe solutions to their problems. They also help a dealer to do an in service much more professionally. The roll out display/storage section has a handy hang-up loop for turning the kit into a display for presentations. The kit comes with a carry case for storage and ease of transportation. A catalogue is included for reference and there's plenty of space to add other items to customize it. Items in this kit are also available separately.

**PLEASE NOTE:
NO SUBSTITUTIONS
OF ITEMS IN KITS**

This kit includes one of each:

ITEM	DESCRIPTION	PAGE
10A001	CATALOGUE	
16T001	COMFORT GRIP KNIFE	28
16T005	LEFT HAND FORK	28
16T008	RIGHT HAND SPOON	28
16T009	ROCKER KNIFE/FORK	33
16T016	SWIVEL SPOON	34
16T031	CLIP-ON SPOON	33
16T061	SLIP-ON HANDLE	32
16T062	A.D.L. CUFF	32
16T070	PLASTIC FOOD BUMPER	35
16T352	FEATHERLITE TEASPOON	29
16T080	VINYL BIB, HOOK & LOOP	27
16T103	SOFT HANDLE SOUPOOON	30
16T115	PARSONS SCOOP PLATE	36
16T118	INNER LIP PLATE	36
16T123	DOUBLE HANDLE MUG	37
16T143	CONVALESCENT CUP	38
16T144-1	NOSEY CUP, 4 OZ.	39
16T145	NOSEY CUP, BLUE	39
16T609A	PLACE MAT	22
	14" SECTION OF NON-SLIP DYCEM ROLL	



Dealers should contact Customer Service for assistance.

08

08-163-2025 77

1000

1000..... 69
 1005..... 69
 1010..... 69
 1015..... 69
 1020..... 69
 1025..... 69
 1100..... 69
 1105..... 69
 1110..... 69
 1115..... 69
 1120..... 69
 1250..... 70
 1255..... 70
 1260..... 70
 1261..... 70
 1265..... 70
 1266..... 70
 1267..... 70
 1355..... 60
 1400 64
 1405 64
 1410 64
 1416 64
 1417 64
 1418 64
 1419 64
 1420 64
 1460..... 65
 1463..... 65
 1465..... 65
 1475..... 65
 1485..... 65
 1632..... 78
 1634..... 78
 1636..... 78
 1640..... 78
 1645..... 73
 1662..... 78
 1663..... 78
 1664..... 78
 1665..... 78
 1700..... 69
 1705..... 69
 1710..... 69
 1715..... 69
 1800..... 69
 1805..... 69
 1810..... 69
 1815..... 69
 1820..... 69
 1825..... 69
 1900..... 69

1905..... 69
 1910..... 69

3600

3691..... 65

4200

4200..... 90
 4205183F 90
 4205185F 90
 4205223F 90
 4205225F 90
 4215181F 90
 4215183F 90
 4215221F 90
 4215223F 90
 4220223F 90

10A

10A020 112
 10A201A..... 3

14A

14A019A..... 95
 14A021 95
 14A022 95
 14A023-1 95
 14A023-2 95
 14A024-1 95
 14A024-2 95
 14A025 95
 14A032 94
 14A033A..... 94
 14A043A..... 95
 14A045A..... 95
 14A060-1 82
 14A061-1 82
 14A062 82
 14A063-1 83
 14A064A..... 83
 14A067 82
 14A069 82
 14A082 88
 14A083 88
 14A084 88
 14A086 88
 14A088-1 88
 14A091 83
 14A098A..... 72
 14A101 91
 14A101-1 91
 14A102A..... 91
 14A104 91
 14A104-1 91
 14A106 93
 14A107 93
 14A110..... 93

14A300A..... 94
 14A301A..... 94
 14A500-1 89
 14A500-2 89
 14A500-3 89
 14A500-4 89
 14A500-6 89
 14A500-7 89
 14A500A..... 89
 14A503A..... 89
 14A600-1 81
 14A600-2 81
 14A600-3 81
 14A600-4 81
 14A600A..... 81

14S

14S004..... 111
 14S009..... 111

15E

15E003-2 108
 15E003-3 108
 15E003-4 108
 15E004 43
 15E047A..... 107
 15E049 107
 15E051A..... 109
 15E055A..... 109
 15E083A..... 19, 52
 15E122A..... 109
 15E124A..... 109
 15E125A..... 109
 15E140A..... 107
 15E141A..... 107
 15E142A..... 107
 15E143A..... 107
 15E144A..... 107
 15E145A..... 107
 15E147A..... 107
 15E200 111
 15E201 111
 15E202 111
 15E220 111
 15E221 111
 15E222 111
 15E310 108
 15E311 108
 15E312 108
 15E313 108
 15E314 108
 15E315 108
 15E316 108
 15E317 108
 15E318 108
 15E319 108

15E320 108
 15E321A..... 108
 15E322A..... 108
 15E323A..... 108
 15E324A..... 108

15M

15M061A 110
 15M063A 110

15W

15W0005..... 106
 15W001..... 106
 15W0015..... 106
 15W002..... 106
 15W003..... 106
 15W004..... 106
 15W005..... 106
 15W010..... 106
 15W011..... 106
 15W075..... 106
 15W105..... 106
 15W110..... 106
 15W120..... 106
 15W201..... 106
 15W202..... 106
 15W401..... 106
 15W402..... 106
 15W403..... 106
 15W404..... 106
 15W405..... 106

16B

16B004A..... 75
 16B005A..... 68
 16B008 68
 16B016-1..... 80
 16B016-2..... 80
 16B016A..... 80
 16B020 80
 16B022 80
 16B023 80
 16B024A..... 74
 16B025 76
 16B026-1..... 76
 16B027 76
 16B029 74
 16B030A..... 76
 16B031A..... 76
 16B040A..... 73
 16B067A..... 67
 16B078A..... 74
 16B079A..... 79
 16B080 71
 16B081A..... 79
 16B082A..... 79
 16B083A..... 79

16B084	60
16B085	60
16B089-1	79
16B089-2	79
16B089A	79
16B090A	79
16B096A	66
16B098A	66
16B104A	66
16B105A	68
16B117	8
16B118	8
16B118-HEAD	8
16B119	8
16B120	59
16B121	59
16B122	59
16B123	59
16B125	8, 59
16B129	110
16B130A	69
16B131A	69
16B132A	69
16B134A	69
16B135A	69
16B136A-2	69
16B138A-2	69
16B160	59
16B202A	68
16B203A	68
16B220A	66
16B237A	70
16B242A	72
16B244A	71
16B320A	75
16B325A	75

16C

16C002BK	93, 100
16C002BL	93, 100
16C002BU	93, 100
16C003BK	100
16C003BL	100
16C003BU	100
16C004BK	101
16C004BL	101
16C004BU	101
16C005	101
16C006	100
16C011-22S	96
16C011S	96
16C012-1L	96
16C012-1R	96
16C012-2L	96
16C012-2R	96
16C017AL	98
16C017AM	98

16C017AS	98
16C017AXL	98
16C018	104
16C018-1	104
16C019	105
16C020	105
16C021	105
16C022	105
16C022-2	105
16C022-2TR	105
16C022-3	105
16C022-3TR	105
16C023	105
16C023-60BL	84
16C023-60RD	84
16C023-72BL	84
16C023-72RD	84
16C026	105
16C026-2	105
16C026-3	105
16C027-54BL	84
16C027-54RD	84
16C027-60BL	84
16C027-60RD	84
16C035	98
16C036	9
16C036-1	9
16C037	9
16C038	98
16C040	97
16C041	96
16C042-1	97
16C045	86
16C046	86
16C047	86
16C048	86
16C049A	67, 87
16C052	86
16C053	86
16C055	86
16C056	86
16C073-14	104
16C073-16	104
16C073-18	104
16C073-20	104
16C084P	104
16C086P	104
16C102	95
16C138M	104
16C188A	93
16C190GR	92
16C190L	92
16C190RB	92
16C191GR	92
16C191L	92
16C191RB	92
16C192GR	100

16C192L	100
16C192RB	100
16C196	99
16C200	101
16C204A	99
16C300A	99
16C301A	99
16C500	97
16C502	97

16D

16D002	56
16D003	56
16D004	56
16D004-1	56
16D005	54
16D006	54
16D008A	55
16D011	58
16D013	57
16D014	58
16D015A	56
16D016	57
16D017	57
16D019-1	57
16D020	58
16D021	58
16D022-1	58
16D022ZP	58
16D023-1	58
16D024	58
16D027	55
16D029	55
16D030	54
16D032	56
16D033	56
16D034	56
16D037A	54
16D039A	56
16D042	56
16D043	56
16D044	56
16D044-1	56
16D045	56
16D050	56
16D051	56
16D052	56
16D060	57
16D061A	58
16D084BL	42
16D084L	42
16D085BL	42
16D085L	42
16D086BL	42
16D086L	42
16D087BL	42
16D087L	42

16D091L	42
16D091M	42
16D091XL	42
16D093L	42
16D093M	42
16D095L	42
16D095M	42
16D095XL	42
16D500	57

16G

16G005	62
16G009	62
16G010	59
16G012	59
16G014A	63
16G015	63
16G015-1	63
16G016	63
16G017-1	60
16G017A	60
16G022-1	62
16G022A	62
16G027A	11
16G030A	62
16G050A	63
16G051A	63
16G052A	63
16G053A	63
16G054A	63
16G055A	63
16G056A	63

16H

16H014A	18
16H018A	18
16H019A	18
16H020BK	19
16H020BL	19
16H020BU	19
16H021	52
16H022-1	52
16H023-1	52
16H028	11
16H030	11
16H031	11
16H032	11
16H036A-2	11
16H039	11
16H040	2
16H041	2
16H042	2
16H044	2
16H046	2
16H047A	3
16H048A	3
16H050BL	3

16H050PR	3
16H050RD	3
16H050YL	3
16H105A	13
16H139	7
16H140	7, 39
16H142	7
16H145A	7
16H146	7
16H148	5
16H148-2	5
16H151	7
16H155	7
16H157A	5
16H158	20
16H165	5
16H166A	9
16H170	21
16H179	21
16H182-2	19
16H182A	19
16H193	53
16H193-2	53
16H250A	50
16H251A	50
16H253A	50
16H254A	50
16H256A	50
16H257A	51
16H289	51
16H300A	53
16H346A	3
16H349A	3
16H350A	3
16H357	3
16H400A	51

16K

16K001	24
16K011-1	24
16K013	26
16K014	26
16K016	26
16K021	25
16K023	25
16K026A	22
16K027A	22
16K029A	24
16K033A	25
16K035	25
16K039A	26
16K040A	26
16K041A	24
16K042	25
16K045A	8
16K048	8
16K050	5

16K055A	5
16K201A	23
16K202A	23
16K203A	23
16K205A	23
16K206A	25
16K221A	22

16L

16L004A	20
16L012A	10
16L013-1	10
16L014	10
16L201A	9
16L403A	10

16M

16M002A	12
16M008	12
16M009A	12
16M010	13
16M012	12
16M016A	12
16M045A	13, 39
16M050	10
16M055-1	20
16M055A	20
16M061	13
16M061-1	13
16M101-1	15
16M101A	15
16M102A	16
16M102A-2	16
16M104A	16
16M105A	16
16M107A	16
16M108-1	14
16M108A	14
16M109-1	14
16M109A	14
16M112A	17
16M113A	17
16M114-1	17
16M114-2	17
16M114-3	17
16M114-4	17
16M114-5	17
16M114-6	17
16M114A	17
16M115A	17
16M116A	15
16M120A	16
16M130A	15
16M140L	20
16M140M	20
16M140S	20
16M140XL	20

16M140XXL	20
16M142L	20
16M142M	20
16M142S	20
16M142XL	20
16M142XXL	20

16T

16T001	28
16T002	28
16T003	28
16T004	28
16T005	28
16T006	28
16T007	28
16T008	28
16T009	33
16T009RD	33
16T012	33
16T013	33
16T014	33
16T015	34
16T015RD	34
16T016	34
16T016RD	34
16T017	33
16T020	32
16T021	32
16T022	32
16T024	34
16T024RD	34
16T025	28
16T026	28
16T028	34
16T028RD	34
16T029	34
16T029RD	34
16T030	33
16T031	33
16T045	32
16T061	32
16T062	32
16T070	35
16T070BL	35
16T072A	35
16T074	35
16T080	27
16T081	27
16T082	27
16T084-1	27
16T084-2	27
16T084-3	27
16T085	27
16T086-1	27
16T086-2	27
16T086-3	27
16T088-1	27

16T088-1V	27
16T088-2	27
16T088-2V	27
16T088-3	27
16T088-3V	27
16T090	31
16T090-2	31
16T090-3	31
16T090-4	31
16T090RD	31
16T100	30
16T101	30
16T102	30
16T103	30
16T104	30
16T105	30
16T106	30
16T107	30
16T108	30
16T109	30
16T115	36
16T115BL	36
16T115RD	36
16T118	36
16T118BL	36
16T119	36
16T119BL	36
16T123	37
16T123RD	37
16T124	37
16T124RD	37
16T125	37
16T126	37
16T127	37
16T127RD	37
16T129	37
16T141-1	39
16T141-2	39
16T141-3	39
16T142	38
16T143	38
16T143-1	38
16T144-1	39
16T144-2	39
16T145	39
16T148	38
16T149	38
16T149-1	38
16T150	35
16T152	35
16T159	37
16T161-1	37
16T163	38
16T164	38
16T166	36
16T166-1	36
16T167	36

16T175A.....	36
16T176A.....	34
16T350.....	29
16T350W.....	29
16T351.....	29
16T351W.....	29
16T352.....	29
16T352W.....	29
16T353.....	29
16T353W.....	29
16T354.....	29
16T354W.....	29
16T355.....	29
16T355W.....	29
16T356.....	29
16T356W.....	29
16T357.....	29
16T357W.....	29
16T358.....	29
16T358W.....	29
16T359.....	29
16T359W.....	29
16T400.....	30
16T400RD.....	30
16T401.....	30
16T401RD.....	30
16T402.....	30
16T402RD.....	30
16T403.....	30
16T403RD.....	30
16T404.....	30
16T404RD.....	30
16T405.....	30
16T405RD.....	30
16T406.....	30
16T406RD.....	30
16T407.....	30
16T407RD.....	30
16T408.....	30
16T408RD.....	30
16T409.....	30
16T409RD.....	30
16T420A.....	29
16T421A.....	29
16T422A.....	29
16T423A.....	29
16T430A.....	31
16T431A.....	31
16T432A.....	31
16T433A.....	31
16T500.....	40
16T500RD.....	40
16T501.....	40
16T501RD.....	40
16T600A.....	22
16T603A.....	23

16T606A.....	22
16T607A.....	22
16T608A.....	22
16T609A.....	22
16T610A.....	91
16T610A.....	23

17A

17A066.....	112
17A067.....	112
17A068.....	112
17A069.....	112
17A070.....	112
17A071.....	112

17B

17B020.....	112
17B024.....	112
17B030.....	112
17B040.....	112
17B050.....	112
17B051.....	112

17S

17S125BK.....	84
17S125WH.....	84
17S132.....	80
17S137.....	85
17S140L.....	85
17S140M.....	85
17S140S.....	85
17S141L.....	85
17S141M.....	85
17S141S.....	85
17S240L.....	85
17S240M.....	85
17S240S.....	85

18C

18C080.....	102
18C081.....	102
18C081V.....	102
18C082.....	102
18C082V.....	102
18C084.....	102
18C085.....	102
18C086.....	102
18C087.....	102
18C088.....	102
18C101.....	103
18C105.....	103
18C110.....	103
18C110V.....	103
18C113.....	103
18C113V.....	103
18C116.....	103

18C116V.....	103
18C119.....	103
18C119V.....	103
18C125.....	102
18C126.....	102
18C127.....	102
18C128.....	102
18C220A.....	99
18C300.....	103
18C301.....	103
18C302.....	103
18C303.....	103
18C304.....	103
18C305.....	103
18C306.....	103
18C307.....	103
18C308.....	103

18H

18H005.....	61
18H007A.....	46
18H010.....	53
18H011.....	53
18H012.....	53
18H013.....	53
18H020A.....	48
18H021A.....	48
18H022A.....	48
18H023A.....	48
18H024A.....	48
18H025A.....	48
18H028A.....	46
18H030A.....	47
18H068.....	47
18H068-2.....	47
18H070-1.....	48
18H070-2.....	48

19N

19N021A.....	52
19N022A.....	52
19N025A.....	46
19N100A.....	43
19N115ML.....	43
19N115SM.....	43
19N117M.....	45
19N117S.....	45
19N118L.....	45
19N118M.....	45
19N118S.....	45
19N119L.....	45
19N119M.....	45
19N119S.....	45
19N119XS.....	45
19N120L.....	45
19N120M.....	45


19N120S.....	45
19N202A.....	41
19N211A.....	41
19N222L.....	45
19N222M.....	45
19N222S.....	45
19N222XS.....	45
19N224M.....	45
19N224S.....	45
19N224XS.....	45
19N225L.....	45
19N225M.....	45
19N225S.....	45
19N225XS.....	45
19N231A.....	44
19N232A.....	44
19N234A.....	43
19N235L.....	44
19N235M.....	44
19N235S.....	44
19N237A.....	44
19N239A.....	44
19N252A.....	44
19N300.....	110

20H

20H001.....	49
20H025.....	6
20H026.....	6
20H050.....	98
20H100-1.....	49
20H100A.....	49

AA

AA1091B.....	67
AA1522.....	6
AA1536.....	6
AA2000.....	71
AA2002.....	71
AA2012.....	71
AA2018.....	71
AA2026.....	71
AA2112.....	77
AA2112L.....	77
AA2114L.....	77
AA2114Y.....	77
AA2116.....	77
AA5080.....	24
AA5245.....	26
AA8054Y.....	4
AA8056Y.....	4
AA8058.....	4
AA8063Y.....	4
AA8835.....	87



A

A.D.L. CUFF	32
ACU SHIATSU MASSAGE BAR	110
ANTI-SLIP MAT	22
ARCORAIL	51
ARTHRITIC'S PEN	7
ASHTRAY	9

B

BACK SCRUBBER	59
BACK WASH CLOTH	63
BARIATRIC TRANSFER BOARD	86
BATH BOARD	67
BATH CUSHION	61
BATH MAT	60
BATH SEAT	64
BATH SPONGE	59
BATH STEP	66
BATH TUB GRAB BAR	70
BATHTUB SAFETY RAIL	70
BEAN BAG TRAY	21
BEAN BAG LAP DESK	7
BED BLANKET SUPPORT	53
BED LADDER	52
BED PAD	52
BED PAN	80
BED RAIL BUMPER PADS	53
BED SLIPPERS	42
BED WEDGES	48
BELT ANCHOR	112
BENDABLE UTENSILS	31
BIG JOHN TOILET SEAT	75
BIOSAFE PLUS GAIT BELT	84
BIOSAFE PLUS WHEELCHAIR BELT	104
BODY WASH CLOTH	63

BONE PILLOW	47
BOOK STAND	7
BOOTIES	42
BOTTOM BUDDY	79
BUCKINGHAM BRA-ANGEL	58
BUCKINGHAM COOLHAND	24
BUCKINGHAM EASYWIPE	79
BUCKINGHAM FOLDEASY	72
BUCKLES	112
BURE STANDTALL WALKER	89
BUTTON HOOK	58

C

CAN OPENER	23
CANDO® WEDGE	109
CANE	94
CANE / CRUTCH HOLDER	95
CANE CLIP	95
CANE HOLDER	95
CANE ICE TIP	95
CANE WRIST STRAP	95
CANE/CRUTCH CLAMP & CUP SET	95
CANE/CRUTCH TIP	95
CARD HOLDER	10
CHAIR PAD	46
CLAMP - ON CUP HOLDER	98
CLIP-ON UTENSILS	33
CLOTHING PROTECTOR	27
COMB	63
COMFIHIPS	20
COMFORT GRIP CUTLERY	28
COMFORT PEN	7
COMFORT WIPE	79
COMMUNE CHAIR	73
COMMUNE LINERS	74

COMPRESSION STOCKING AID	55
CONTACT PLUS SOFT TOILET SEAT	76
CONTOURED SHAWL	99
CONVALESCENT NO SPILL CUP	38
COVERED SPOON	34
CPAP PILLOW	46
CRUTCH	94
CUFF WEIGHTS	106
CUP HANDLE	39
CUSTOM LEXAN WHEELCHAIR TRAYS	97
CUSHIONS	102, 103
CUTTING BOARD	26
CVA SLING	111

D

DAY LIGHT THERAPY LAMP	20
DELUXE FOOT MASSAGER	110
DENTURE BRUSH	62
DEVON RAIL	71
DIABETIC PRODUCTS	61
DIGI-FLEX®	108
DIGITAL EXERCISER	109
DIVERTER VALVE	68
DIVIDED DINNER PLATE	36
DOUBLE HANDLED MUG	37
DR. JOSEPH'S FOOT BRUSH	60
DRESS EZ	57
DRESSING STICK	57
DRINK HOLDER	98
DRINKING SPOUT LID	38
DUMBBELLS	106
DUST PAN AND BROOM SET	8
DUSTER	9
DYCEM OPENERS	22
DYCEM NON-SLIP ROLLS	22
DYCEM SELF ADHESIVE STRIP	23, 91

E

E-Z REACHERS	3
E-Z TURN II DISC	81
EASY SWALLOW CUP	13, 39
ELASTIC SHOE LACES	56
ELBOW PROTECTOR	44
EPIPEN POUCH & BELT	13
ERGO KNIFE	26
ETHAFOAM BASE CUSHIONS	103
EUROPEAN STYLE REACHER	2
EXERCISE BAND	107
EXERCISE TUBING	107
EXPANDABLE DOOR HINGE	5
EXTENSION RAZOR HOLDER	62
EXTENSION UTENSILS	32
EYE DROP GUIDE	12
EZ ENABLER TABLE	98

F

FASTEX	112
FEATHERLITE CUTLERY	29
FEATHERLITE CUTLERY SET	31
FLEECE ARMREST	99
FLOOR MOUNTED RAIL	71
FOAM TUBING	32
FOOD BUMPER	35
FREEDOM ALERT	17
FREEDOM WAND	79
FULL CUFF CRUTCH	94
FURNITURE RISERS	19

G

GAIT BELTS	84, 85
GEL PACK COVERS	111
GEL PACKS	111
GLIDE LOCK SHEET	88
GLIDE SHEETS	88
GOOD GRIPS	23
GOWNS	41
GRAB BARS	69
GUARDIAN ALERT 911	17

H

H-STRAPS	104
HAIR BRUSH	63
HAIR WASH TRAY	66
HAIR WASHER	63
HALF LAP TRAY	96
HAND ORTHOSIS	45
HANDI-REACHER	4
HANDY SCRUB	8
HEEL & ANKLE PROTECTOR	43
HEEL ELEVATION BOOT	43
HEEL PROTECTOR	44
HIP / KNEE REPLACEMENT KIT	57
HOOK & LOOP FASTENER	112
HOT WATER BOTTLE	110

I

INFLATABLE SHAMPOO BASIN	66
INNER LIP PLATES	36
INSULATED MUG	37
INVALID CUSHION	47

J

JAR & BOTTLE HOLDER	24
JAR OPENER	22, 24

K

KENNEDY CUP	38
KETTLE TIPPER	24
KEY TURNER	5

KITCHEN BRUSH	25
KNEE ABDUCTOR PAD	44
KNEE PILLOW	46
KNIFE / FORK COMBINATION	33

L

LEG LIFT STRAP	56
LEXAN HALF LAP TRAY	96
LIGHT SWITCH EXTENDER	5
LONG HANDLED SPONGE	8, 59
LOOFAH BACK BRUSH	59
LOOK BATH SEAT	64
LOOK SHOWER SEAT	64

M

MAGNETIC PULL CORD SWITCH	15
MAGNETIC PULL-CORD ALARM	15
MAGNIFIER	11
MALE URINAL	80
MEDICAL SHEEPSKIN	99
MOISTURE CONTROL CONE	44

N

NAIL BRUSH	63
NAIL CARE SET	63
NAIL CLIPPER AND SANDER	63
NON-SLIP DYCEM PLACE MAT	23
NOSEY CUP	39

O

OFFLOADING BOOT	44
OUTDOOR GRAB BAR	20
OVER BED TABLE	49
OXYGEN TANK HOLDER	99

P

P-GUARD	74
PADDED SEAT BELT WITH ALARM	14
PADDED TRANSFER BELTS	85
PAGE TURNER	7
PALM PROTECTOR	45
PEDAL EXERCISER	109
PEELER	23
PERCHING STOOL	6
PERSONAL ALARM	17
PHONE HOLDER	7
PICK-UP REACHER	4
PILL BOX	12
PILL CUT AND CRUSH	12
PILL REMINDER	12
PILL WALLET	12
PIR ALARM	16
PLATE SURROUND	35
PLAYING CARDS	10

POLYURETHANE FOAM CUSHIONS	102
POSITIONING BELT	80, 105
POT STABILIZER	25
POWER LIFTING SEAT	18
PULLEY EXERCISER	107
PUSH / PULL STICK	25
PUSH GLOVES	98

R

RAINBOW REACHER	3
RAISED TOILET SEAT	73-78
RAISED TOILET SEAT CARRY BAG	74
RAZOR HOLDER	62
REACHER	2
RECESSED CUP LID	38
ROCKER KNIFE	33
ROLL-A-LOTION	62
ROLLATORS	90

S

SAFETY STRIPS	60
SAFETY TREAD	20
SCISSORS	25
SCOOP PLATE	36
SCRUB BRUSH	59
SEAT ASSIST	18
SEAT BELT ALARM	14
SEAT CUSHION	19
SECTION PLATE	36
SENSOR PAD ALARMS	16
SENSORY VEST	110
SHEEPSKIN HEEL / ELBOW PADS	43
SHOE HORN	57
SHOE REMOVER	56
SHOULDER PULLEY	107
SHOWER HEAD	68
SHOWER SEAT	64-66
SIDE RELEASE BUCKLES	112
SITTING/STANDING DISC	109
SITZ BATH	80
SLIDE ON TRAY SYSTEM	97
SLIDE SHEET	88
SLIP-ON HANDLE	32
SLIPPERS	42
SMART-RAIL	51
SMOKER'S BIB	9
SOCK AID	54
SOCK HORSE / SOCK AID	55
SOFT HAND WEIGHTS	106
SOFT HANDLED CUTLERY	30
SOFT LANDING MAT	19, 52
SOFT TIP SPOONS	33
SOFT TOILET SEAT	76
SOLID SEAT INSERTS	103

SPORK 34
SPRING SHOE LACES 56
STANDTALL WALKERS 89
STEP STOOL 5
STOVE KNOB TURNER 25
STRAWS 35
SUCTION TUB BARS 68
SUNGLASSES 10
SUPERPOLE 50
SUPPORT RAIL 71
SURE-GRIP CUP 38
SUSPENSORY MALE URINAL 80
SWEDISH TOILET AID 79
SWIVEL CUSHION 83
SWIVEL DISC 82
SWIVEL UTENSILS 34

T

TABLEWARE KIT 112
TABLEWARE SET 40
TALKING WATCH 13
THERAPUTY 108
THERAPY BALLS 108
TOE NAIL SCISSORS 63
TOILET BRUSH 8
TOILET PAPER HOLDER 71
TOILET SAFETY RAIL 72
TOILEVATOR 75
TRANSFER BELTS 84, 85
TRANSFER BENCH 65
TRANSFER BOARD 67, 86, 87
TRANSFER DISC 82
TRANSFER SLING 83
TRANSFER SWIVEL CUSHION 83
TWEEZERS 11
TYPING AID 7

U

UNDER SEAT POUCH 100
URINAL 80

V

VENTOPEDIC 43-45
VENTOPEDIC CARROT 44

W

WALKER BASKET 93
WALKER COASTERS 91
WALKER GRIP PADS 91
WALKER POUCH 92, 93
WALKER TRAY 93
WALL BAR SHOWER SET 68
WANDER ALARM 15
WASH MITT 59
WATCH 13
WAVERAIL 51
WEDGE CUSHIONS 48, 102
WEIGHTS 106
WEIGHTED CUTLERY 29, 30
WEIGHTED CUTLERY SET 31
WEIGHTED MUG 37
WHEELCHAIR / WALKER POUCH 100
WHEELCHAIR ARM POUCH 100
WHEELCHAIR BACK PACK 101
WHEELCHAIR BELT 104, 105
WHEELCHAIR RAIN CAPE 99
WHEELCHAIR SPORT PACK 101
WHEELCHAIR TRAYS 96-98

Z

ZIPPER PULL 58
ZIPPER PULL TABS 58

NOTES:

NEW PRODUCTS



83 14A064A
SWIVEL DISC



68 16B202A & 16B203A
SUCTION TUB BARS



42 16D084
PLUSH LINED BOOTIES

111 14S004 CVA SLING
UNIVERSAL SIZE



5 16H157A
EXPANDABLE DOOR HINGE

98 20H050
EZ ENABLER TABLE



92 16C190 QUILTED
WALKER POUCHES

Your Parsons dealer is:



PARSONS
ADL

Parsons ADL Inc.
1986 Sideroad 15, Tottenham, ON, Canada
L0G 1W0

tel: (905) 936-3580 or (800) 263-1281
fax: (905) 936-3585 or (888) 225-5535

www.parsonsadl.com